




Owner: Renovation Wranglers
102 E 26th St
Bryan, TX 77803
katherine@wranglers.com | 979.450.9969



Architect of Record: LKB Architecture
2929 Allen Pkwy Suite 200
Houston, TX 77019
isa@lkbarchitecture.com | 713.425.3076

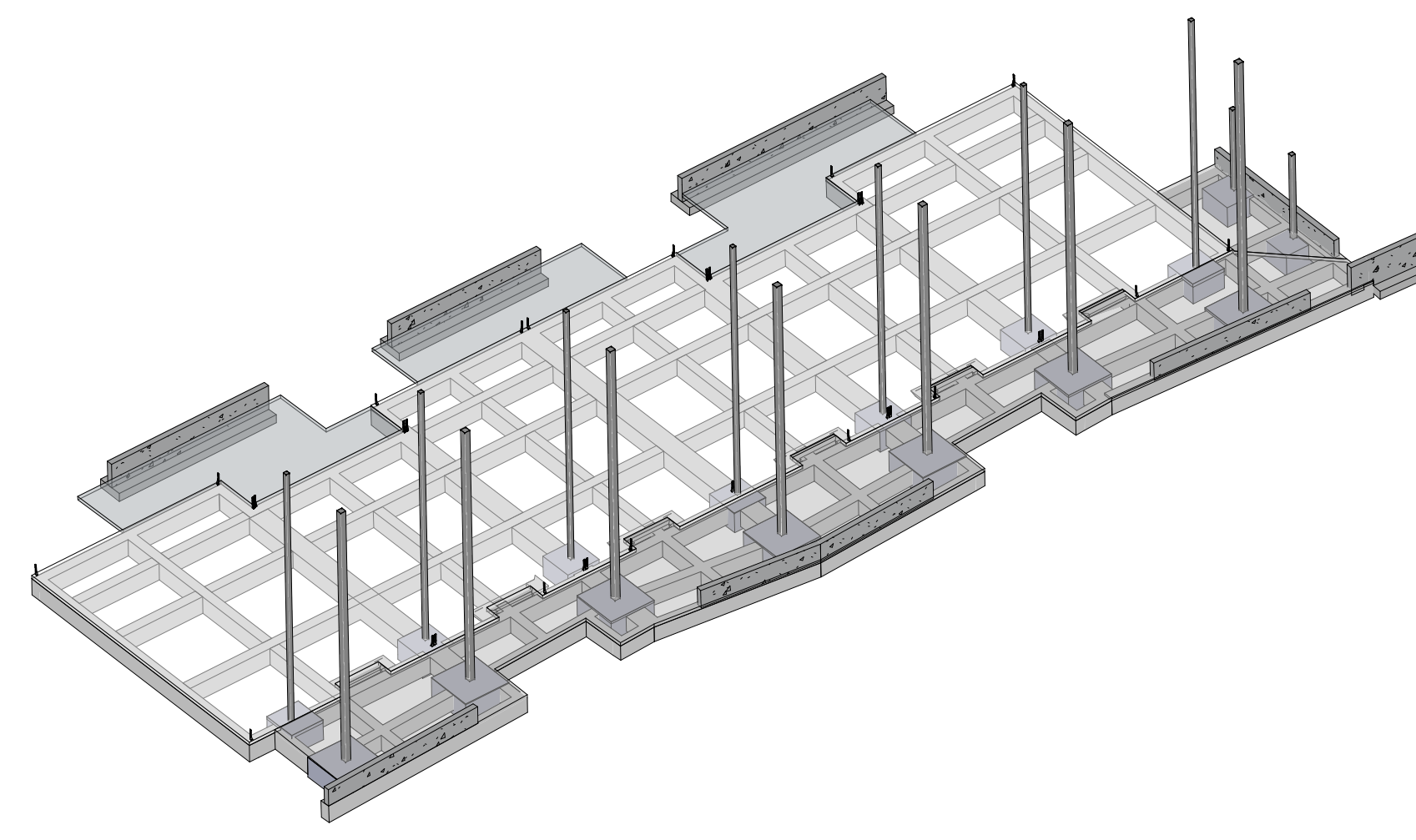


Structural: Dudley
Firm # 18677
6102 Imperial Loop Drive
College Station, TX 77845
colleka@dudleyeng.com | (979) 777-0720

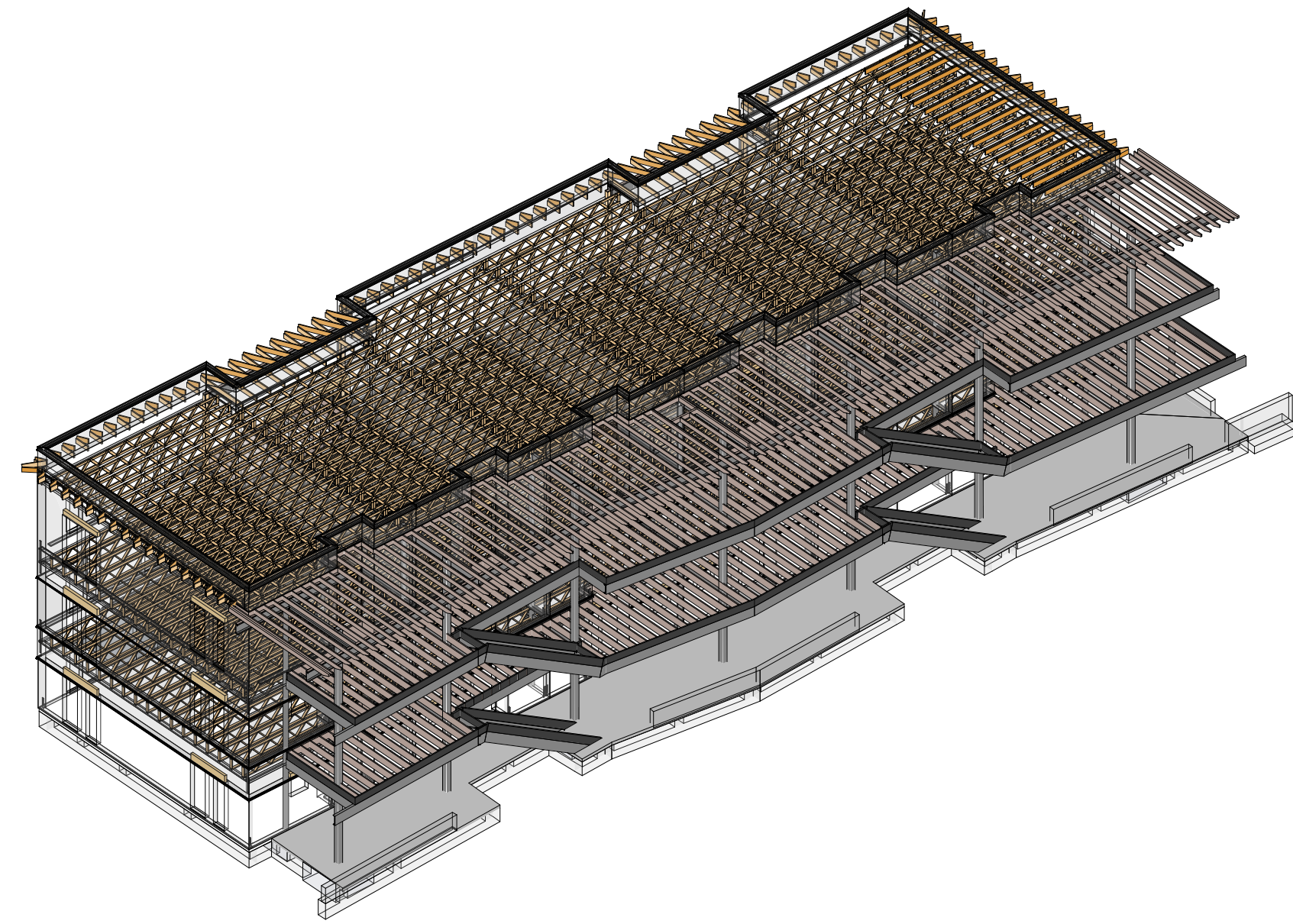


MEP: AMC Engineers
Texas Firm #9441
508 E Jackson St # 552
Burrket, TX 78611
info@amcengineers.com | 512.535.6427

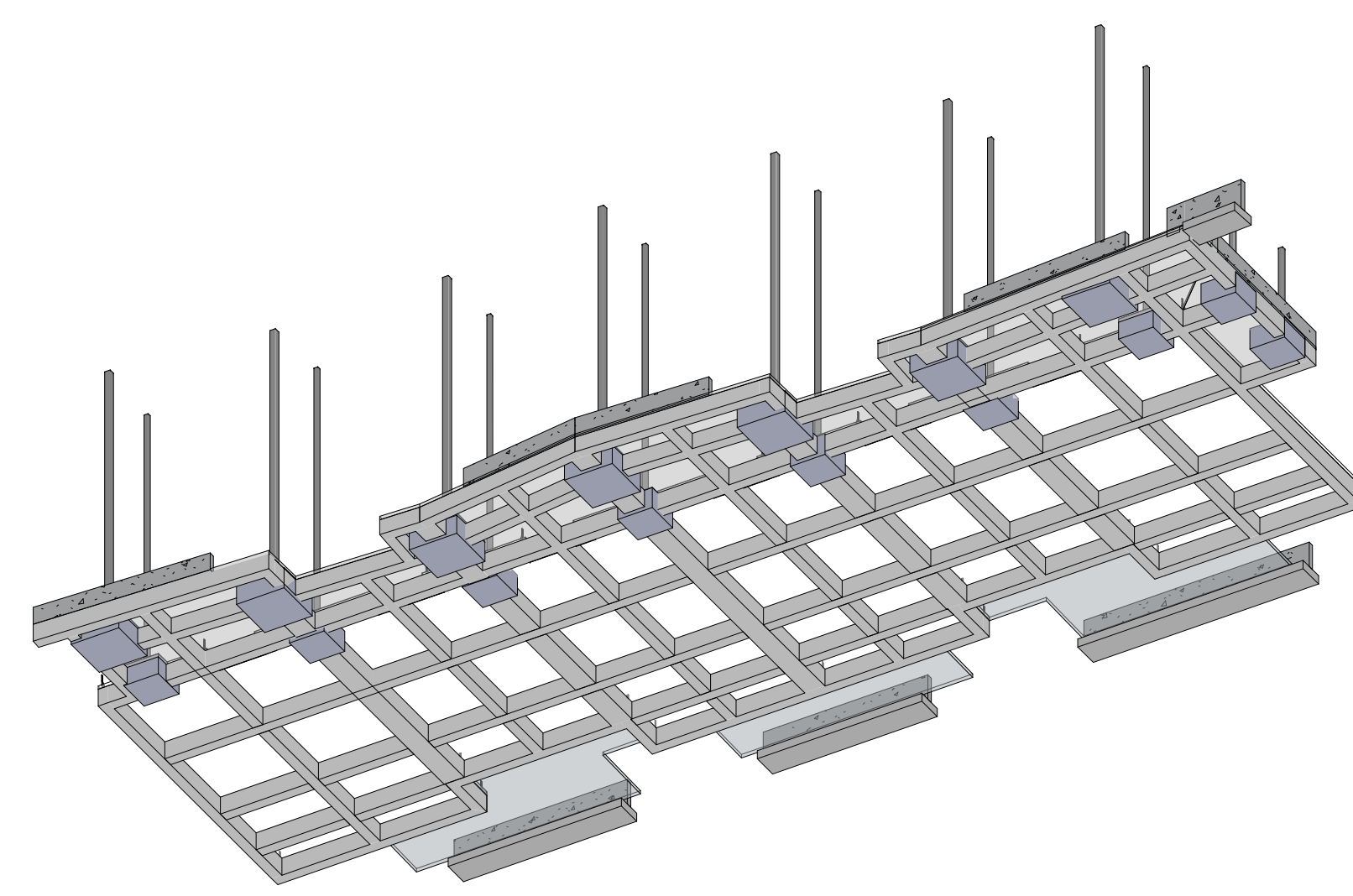
- SUBGRADE AND BUILDING PAD NOTES (PER GEOTECHNICAL REPORT):
- SUBGRADE IMPROVEMENT:
 - PROVIDE MINIMUM 2 FEET SELECT FILL TO TOP OF BUILDING PAD ELEVATION. THE SELECT FILL PAD MUST BE OF UNIFORM THICKNESS UNDO BY GEOTECHNICAL ENGINEER.
 - SITE PREPARATION:
 - SOFT SOILS SHOULD BE REMOVED UNTIL FIRM SOIL IS REACHED. THE SOFT SOILS CAN BE AERATED AND PLACED BACK IN SIX-INCH LOOSE LIFTS AND COMPACTED TO 95% AS SPECIFIED BY ASTM D-698. TREE STUMPS, TREE ROOTS, OLD SLABS, OLD FOUNDATIONS AND EXISTING PAVEMENTS SHOULD BE REMOVED FROM THE STRUCTURE AREA. IF THE TREE STUMPS AND ROOTS ARE LEFT IN PLACE, SETTLEMENT AND TERMITE INFESTATION MAY OCCUR. ONCE A ROOT SYSTEM IS REMOVED, A VOID IS CREATED IN THE SUBSOIL. IT IS RECOMMENDED TO FILL THESE VOIDS WITH STRUCTURAL FILL OR CEMENT-STABILIZED SAND AND COMPACT TO 95% AS SPECIFIED BY ASTM D-698.
 - ANY LOW-LYING AREAS INCLUDING RAVINES, DITCHES, SWAMPS, ETC. SHOULD BE FILLED WITH STRUCTURAL FILL AND PLACED IN EIGHT-INCH LIFTS. EACH LIFT SHOULD BE COMPACTED TO 95% OF THE MAXIMUM DRY DENSITY AS SPECIFIED BY ASTM D-698.
 - THE EXPOSED SUBGRADE SHOULD BE SCARIFIED TO A MINIMUM DEPTH OF SIX (6) INCHES FOUNDATION AREAS OR PER SUBGRADE IMPROVEMENT REQUIREMENTS. THE SUBGRADE SHOULD THEN BE COMPACTED TO 95% OF THE MAXIMUM DRY DENSITY AS DETERMINED BY THE STANDARD MOISTURE DENSITY RELATIONSHIP (ASTM D-698). IN THE EVENT THAT THE UPPER SIX (6) INCHES CANNOT BE COMPACTED DUE TO EXCESSIVE MOISTURE, WE RECOMMEND THAT THESE SOILS BE EXCAVATED AND REMOVED OR CHEMICALLY STABILIZED TO PROVIDE A FIRM BASE FOR FILL PLACEMENT. PROOF-ROLLING SHOULD BE PERFORMED USING A HEAVY TIERED LOADED TRUCK OR PNEUMATIC RUBBER-TIRED WEIGHING 20 TONS.
 - THE SELECT FILL SOILS SHALL BE LIMITED TO THE FOOTPRINT OF THE FOUNDATION. IF OVERBUILD IS REQUIRED, INSTALL HORIZONTAL CLAY CAP TO COVER THE FILL OVERBUILD.
 - BEYOND THE PERIMETER OF THE STRUCTURE.
 - THE FLOOR SLAB SHOULD BE PLACED AS SOON AS POSSIBLE AFTER THE BUILDING PAD IS PREPARED. IF THE BUILDING PAD IS LEFT EXPOSED TO RAINFALL, PERCHED GROUNDWATER CONDITIONS MAY DEVELOP WHICH WILL UNDERMINE THE INTEGRITY OF THE FLOOR SLAB. ALL TRENCHES (WATER, CABLE, ELECTRICAL) SHOULD BE PROPERLY BACKFILLED AND COMPACTED TO 95% OF THE MAXIMUM DRY DENSITY. SAND OR PERMEABLE MATERIALS SHOULD NOT BE USED AS BACKFILL. IMPROPERLY BACKFILLED AND IMPROPERLY COMPACTED TRENCH, IF LEFT EXPOSED WILL ALSO BE ANOTHER SOURCE FOR PERCHED GROUNDWATER CONDITIONS. IN GENERAL, PERCHED WATER TENDS TO BE TRAPPED WITHIN THE FILL. THE TRAPPED GROUNDWATER TENDS TO SOFTEN THE SUBGRADE. POSITIVE DRAINAGE SHOULD BE MAINTAINED ACROSS THE ENTIRE BUILDING PAD.
 - A QUALIFIED SOIL TECHNICIAN SHOULD MONITOR ALL EARTHWORK OPERATIONS. FIELD DENSITY TESTS SHOULD BE CONDUCTED ON EACH LIFT USING A NUCLEAR DENSITY GAUGE. THE GAUGE SHOULD BE CALIBRATED EVERY DAY. PRIOR TO FIELD DENSITY TESTS, A 50-POUND SAMPLE FROM THE SUBGRADE SOILS SHOULD BE OBTAINED. A SIMILAR SAMPLE SHOULD BE OBTAINED FROM THE FILL SOILS. A STANDARD MOISTURE DENSITY RELATIONSHIP (ASTM D-698) SHOULD BE PERFORMED ON EACH SAMPLE IN ORDER TO OBTAIN AN OPTIMUM MOISTURE CONTENT AND A MAXIMUM DRY DENSITY. THE FIELD DENSITY TESTS SHOULD BE COMPARED TO THESE RESULTS EVERY TIME THE SOILS ARE TESTED IN THE FIELD.
 - LOW SWELL POTENTIAL STRUCTURAL FILL (SELECT FILL)
 - LOW SWELL POTENTIAL SELECT FILL SHOULD CONSIST OF COHESIVE SOILS FREE OF ORGANICS OR OTHER DELETERIOUS MATERIALS AND SHOULD HAVE A PLASTICITY INDEX NOT LESS THAN 7 OR MORE THAN 20. SANDY CLAYEYS ARE RECOMMENDED FOR USE. THE LOW SWELL POTENTIAL SELECT FILL SHOULD BE CLEANED AND FREE OF ORGANIC MATTER OR OTHER DELETERIOUS MATERIAL. THE FILL SHOULD BE PLACED IN MAXIMUM SIX-INCH LOOSE LIFTS AND COMPACTED TO A MINIMUM OF 95 PERCENT OF THE MAXIMUM DRY DENSITY AS DETERMINED BY ASTM D 698 (STANDARD PROCTOR). THE MOISTURE CONTENT AT THE TIME OF COMPACTION SHOULD BE -2% $+3\%$ OF THE OPTIMUM VALUE AS DEFINED BY ASTM D 698. THE REFERENCED MOISTURE CONTENT AND DENSITY SHOULD BE MAINTAINED UNTIL CONSTRUCTION IS COMPLETE.
 - HORIZONTAL MOISTURE BARRIER
 - WHERE THE PERIMETER OF THE FOUNDATION DOES NOT HAVE LOW PERMEABILITY FLATWORK (SIDEWALK, PAVEMENT, PATIO, ETC.) ADJUTING THE FOUNDATION, A HORIZONTAL MOISTURE BARRIER VIA CLAY CAP AND VAPOR RETARDER MUST BE PROVIDED.
 - CLAY CAP: A MINIMUM 5' WIDE LOW PERMEABILITY CLAY "CAP" SHALL BE PLACED ALONG THE EXTERIOR OF THE FOUNDATION TO HELP MINIMIZE MOISTURE INFILTRATION INTO THE SELECT FILL SOIL PADS. THE LOW PERMEABILITY, 1-FOOT THICK CLAY "CAP" SHALL HAVE A MINIMUM PLASTICITY INDEX (PI) OF 30.
 - VAPOR RETARDER: BELOW THE CLAY CAP, A MIN 15 MIL VAPOR RETARDER MUST BE PROVIDED ON A MINIMUM 5% SLOPE. RETARDER MUST BE SECURED TO THE FOUNDATION.
 - DRAINAGE
 - ROOF DRAINAGE SHOULD BE COLLECTED BY A SYSTEM OF GUTTERS AND DOWN SPOUTS AND TRANSMITTED A MINIMUM DISTANCE OF 5' AWAY FROM THE FOUNDATION TO AN AREA WITH POSITIVE DRAINAGE AWAY FROM THE FOUNDATION. PREFERABLY TO A PAVED SURFACE WHERE WATER CAN DRAIN RAPIDLY AWAY FROM THE STRUCTURE, SIDEWALKS, PARKING AREAS, BUILDING ACCESS DRIVES, AND THE GENERAL GROUND SURFACE SHOULD BE SLOPED SO THAT WATER WILL DRAIN AWAY FROM THE STRUCTURE. WATER SHOULD NOT BE ALLOWED TO POND NEAR THE BUILDING FOUNDATIONS.
 - FINAL GRADES SHALL SLOPE A MINIMUM OF 5% FOR THE FIRST 10 FEET AWAY FROM THE FOUNDATION IN ALL DIRECTIONS. THIS SLOPE SHALL OCCUR IN THE SELECT FILL OR IN-SITU SOIL. MERELY SLOPING TOPSOIL IS NOT SUFFICIENT.
 - LANDSCAPING
 - AVOID THE USE OF METAL EDGING OR OTHER DAMMING DEVICES WITHIN FIVE FEET OF THE FOUNDATION. THE ROOTS OF TREES AND LARGE PLANTS REMOVE LARGE QUANTITIES OF WATER FROM THE SOIL. IF THESE TREES AND SHRUBS ARE NEAR THE FOUNDATION AND IF SUFFICIENT WATER IS NOT SUPPLIED, THE SOILS MAY SHRINK OR EXPANSE, CAUSING SUBSIDENCE IN THE FOUNDATION. DURING DRY PERIODS, ENOUGH WATER SHOULD BE SUPPLIED TO TREES TO MINIMIZE SHRINKING OF EXPANSIVE SOILS AROUND THEM. MOST OF THE IRRIGATION WATER SHOULD BE APPLIED WELL AWAY FROM THE FOUNDATION TO ATTRACT THE TREE ROOTS IN THAT DIRECTION. WHEN TREES MATURE TO THE POINT OF SHADING THE ENTIRE LOT, REGULAR PRUNING WILL BE NEEDED TO REDUCE THEIR WATER UPTAKE. LANDSCAPING PLANTS, SHRUBS, FLOWERS, ETC.) SHOULD NOT TRAP WATER AGAINST THE FOUNDATION. PROVIDE A SLOPE IN SOILS BELOW LANDSCAPE BEDDING AND IN THE BEDDING AWAY FROM THE FOUNDATION. ALTERNATIVELY, PROVIDE SWALES AROUND AND THROUGH THE LANDSCAPING TO DRAIN WATER AWAY. PROVIDE UNIFORM GROUND COVER AROUND THE FOUNDATION. THIS WILL HELP KEEP THE MOISTURE EVAPORATION RATE UNIFORM. IN AREAS THAT ARE NOT PLANTED, USE MULCH. EXTEND THE GROUND COVER AT LEAST FIVE FEET FROM THE FOUNDATION.
 - ANY ALL TREES SHALL BE PLANTED AT A MINIMUM DISTANCE EQUIVALENT TO THE HEIGHT OF THE TREE OR THE DRIP LINE PLUS 10 FEET WHICHEVER IS GREATER.
 - SOIL MOISTURE
 - EXPANSIVE SOILS HEAVE AND SUBSIDE DUE TO CHANGES IN MOISTURE CONTENT. CHANGES IN MOISTURE CONTENT CAN CAUSE VERY LARGE CHANGES IN SOIL VOLUME WHEN GOING FROM A DRY TO A SATURATED CONDITION, AND VICE VERSA. THIS MOVEMENT DOES NOT MEAN THE FOUNDATION IS IMPROPERLY DESIGNED OR THAT IT HAS FAILED. THE FOUNDATION DESIGN ENGINEER CANNOT CONTROL THE MOISTURE CONTENT OF THE SOIL, BUT OFTEN THE OWNER/TENANT CAN. UNIFORMITY IS THE KEY. UNIFORM MOISTURE CONTENT IN THE SOIL, UNIFORMLY MAINTAINED IN ALL AREAS AROUND THE FOUNDATION. IF CHANGES IN MOISTURE CONTENT ARE UNIFORM, THEN MOVEMENT OF THE FOUNDATION WILL BE UNIFORM AND LESS DISTRESS WILL BE CREATED IN THE STRUCTURE. IF CHANGES IN MOISTURE CONTENT ARE NON-UNIFORM, THEN THERE MAY BE DIFFERENTIAL MOVEMENT IN THE FOUNDATION. DIFFERENTIAL MOVEMENT CAN CAUSE GREATER (AND MORE OBVIOUS) DISTRESS IN THE STRUCTURE. LEAKING POOLS, LEAKING PLUMBING LINES, LEAKING DRAINS, DRIPPING FAUCETS, DRIPPING AIR CONDITIONING CONDENSATE LINES, AND MISDIRECTED WATER FROM CLOGGED AND BROKEN GUTTERS AND DOWNSPOUTS CAN CAUSE LOCAL HIGH MOISTURE CONTENTS THAT CAN RESULT IN DIFFERENTIAL MOVEMENT IN AREAS OF EXPANSIVE SOILS. THESE CONDITIONS SHOULD BE REMEDIATED AS SOON AS POSSIBLE. TREES IN OR NEAR THE FOOTPRINT OF THE FOUNDATION, EITHER REMOVED OR PLANTED DURING CONSTRUCTION, CAUSE THE MAJORITY OF FOUNDATION PROBLEMS REQUIRING REPAIR IN THIS AREA. TREES REMOVED DURING CONSTRUCTION TEND TO CAUSE HEAVE OF EXPANSIVE SOILS DURING THE FIRST FEW YEARS. WITH INITIAL DISTRESS OFTEN EVIDENT AT THE TIME OF MOVE-IN, TREES PLANTED DURING OR AFTER CONSTRUCTION TEND TO CAUSE SUBSIDENCE OF EXPANSIVE SOILS. HOWEVER, SIGNIFICANT SUBSIDENCE DISTRESS WILL USUALLY NOT OCCUR FOR TEN TO TWENTY YEARS AS THE TREES MATURE.
 - CLIMATE
 - DURING PERIODS OF DRY WEATHER, THE SOIL AROUND THE FOUNDATION SHOULD BE IRRIGATED IF THE BUILDING IS LOCATED IN AN AREA WHERE EXPANSIVE SOILS ARE KNOWN TO OCCUR. THE MOST COMMONLY USED IRRIGATION SYSTEM IS ABOVEGROUND TINED SPRINKLERS WITH A MANUAL OVERRIDE SO THEY CAN BE TURNED OFF IN RAINY WEATHER. AN AUTOMATIC BELOWGROUND IRRIGATION SYSTEM THAT SENSES THE MOISTURE CONTENT OF THE SOIL MAY ALSO BE USED. TEND TO KEEP THE IRRIGATION SYSTEM SET ON "MANUAL", AND ONLY USE IN DRIER PERIODS WHEN WEEDING OF THE LAWN GRASSES AND OTHER VEGETATION OCCURS. THE IRRIGATION SHOULD BE DONE AT LEAST ONE TO TWO FEET AWAY FROM THE FOUNDATION, AND THEN LIGHTLY SO THAT TREE ROOTS ARE NOT ATTRACTED THERE. DO NOT ALLOW SPRINKLERS TO SPRAY WATER AGAINST THE STRUCTURE. IN EXTENDED DRY PERIODS, SHOULD THE SOIL CRACK AND PULL AWAY FROM THE FOUNDATION, DO NOT WATER DIRECTLY INTO THE GAP.
 - UTILITIES
 - CONNECTIONS FOR UTILITIES (PLUMBING, ELECTRICAL, GAS, ETC.) THAT ARE UNDERNEATH, GO THROUGH OR ARE ATTACHED TO THE FOUNDATION SHALL HAVE BE FLEXIBLE TO ACCOMMODATE FOUNDATION MOVEMENT OF AT LEAST 2". ALL DRAINAGE PIPING, AND GENERAL PLUMBING SYSTEMS ASSOCIATED WITH THE FOUNDATION OR IN PROXIMITY TO THE FOUNDATION SHALL BE LEAK TESTED FOLLOWING INSTALLATION AND ON AN ANNUAL BASIS.
 - ARCHITECTURAL FINISHES
 - TILE FLOORS SHALL BE JOINTED FREQUENTLY TO MINIMIZE CRACKING.
 - WALL COVERINGS SHALL BE JOINTED ON EACH SIDE OF DOOR AND WINDOW OPENINGS.
 - ALL ARCHITECTURAL FINISHES SHALL MIRROR CONTROL, EXPANSION OR CONSTRUCTION JOINTS IN THE FOUNDATION.



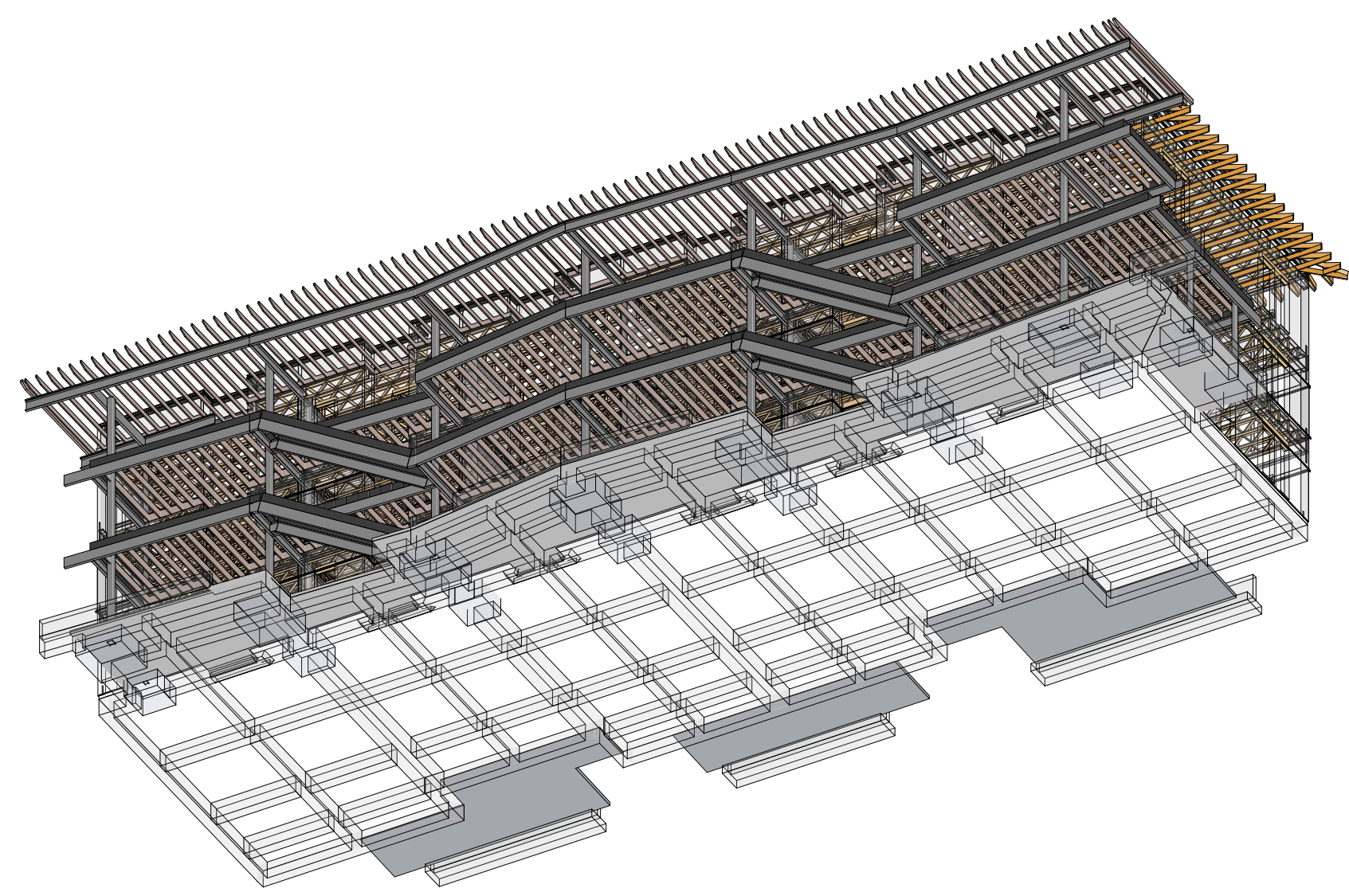
4D S0.1A STRUCTURAL FOUNDATION - 3D - 1



2D S0.1A STRUCTURAL FRAMING - 3D - 1



4B S0.1A STRUCTURAL FOUNDATION - 3D - 2



2B S0.1A STRUCTURAL FRAMING - 3D - 2

This project, like most OpeningDesign's projects, is open source (Attribution-ShareAlike 4.0 International--CC BY-SA 4.0)--freely available to any party for future use, assuming the terms such as Attribution and ShareAlike are honored.



Architect: OpeningDesign
17 S Fairchild | FL 7
Madison, WI 53703
ryan@openingdesign.com | 773.425.6456

Date	Description
04/10/2022	Issued for Permit
08/26/2022	Permit Revisions