



BFS Fort Atkinson 725
 HIGHLAND HAVEN / F
 HIGHLAND HAVEN, Jefferson
 N1777 FRIEDEL RD
 Fort Atkinson, WI

4177729

Sales Rep: RYAN HUBER
 MFG Rep: John Plesac
 Quoted by: Debroux, Keith

De Pere Components Phone: (920) 347-3900 Fax: (214) 231-9641 Email: wi-plans@bldr.com

Date on bid plan is 04/02/24

Trusses ran at 40-20-05

ADD OPTIONS

INCLUDED OPTIONS

Preliminary!!! Price MAY change upon receipt of complete and final plans.
 Preliminary trusses are designed 24" deep @ 24" o.c.
 Bid does not include any 24" Deep Exposed Redbuilt Open Web Trusses (RED-L)

Contractor/Framer is to assume responsibility for proper placement of trusses to avoid plumbing pipes, drains, and vent stack. Builders FirstSource is not responsible for designing truss bracing, obtaining state approval, sealing placement plans, verifying dimensions, or inspecting/approving system installations. Moisture content of wood is maximum of 19%

Base Price (Before Tax & Options)

Builders FirstSource Components honors quoted price for **FIFTEEN DAYS**. The following quote Expires

QUOTE EXPIRES: 8/30/24

\$3,195.00

Payment terms: Payments are due by the 10th of the month following the month of invoice.

Unpaid balances will accrue 1-1/2% per month finance charge

**** Unless specified herein, prices shown will only be valid for materials delivered within 75 days of quote date.****

Lead times are subject to change. Please talk to your sales rep for further details.

*** BFS retains the right to adjust all quoted prices in the event of Schedule delays, shortages, environmental impacts, freight increases or governmental regulations.**

Builders First Source Truss and Panel (referred to herein as "Seller") hereby offers for sales to (referred to herein as "Buyer") the products described above at the prices set forth.

Scope of Work - Seller's scope of work includes only the design and manufacturing of the Products described. No products or materials including truss hangers, beams or other materials, shall be furnished by Seller unless set forth on the face of this Proposal. No contract documents, including specifications that impact Seller will be binding upon Seller unless a copy of that document has been provided to and agreed to by Seller as within its scope of work.

All material is guaranteed to be as specified. All work to be completed in a professional manner according to standard practices. Any alterations or deviations from above specifications involving extra costs will be executed only upon written orders, and will become an extra charge over and above the estimate.

Acceptance of Proposal - The above prices, specifications and conditions are satisfactory and are hereby accepted.

You are authorized to do the work as specified. Payment will be made as outlined above.

Signature of Buyer

Date

Signature of Builders FirstSource Representative

Sales Use (Below line)

circle one ORDER REBID Delivery Date _____
 circle one NEW PLAN BID PLAN Plan Date _____
 circle one YES NO Approvals needed? Date _____

Customer P.O. _____
 Bill to# _____
 Foam thickness @ foundation _____

Base Price w/options _____

Pre-Tax Sell Price _____


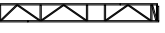





Contact Person for Questions, Approvals and Jobsite Pack

Name _____

Phone _____

E-mail _____

Delivery

	Ship To: BFS Fort Atkinson 725 N1777 FRIEDEL RD Fort Atkinson, WI	AppWrt Job No. 4177729 OnLine Job No. P.T. Sales No	Ship Date Quote Account PO																																												
Plant: De Pere WI Truss 3400 S RIDGE RD De Pere, WI 800-236-2845	Street: N1777 FRIEDEL RD City, State: Fort Atkinson, WI Model/Elev: HIGHLAND HAVEN / F Options Shipment 2nd	Req'd Engineering	Req'd Layouts																																												
Sales Rep RYAN HUBER Mfg Sales Rep John Plesac Sales Area Dist Center BFS Fort Atkinson Estimator John.Plesac Designer Debroux, Keith	Directions	Job Contacts Site Office Name Phone Fax																																													
Basic Loading/Spacing		TCLL, TCCL, BCLL, BCDL		Stress Incr.	Spacing.	Note: Some trusses may differ due to location and conditions.																																									
Floor:		40, 20, 0, 5		1.00	19.1875" o/c																																										
<table border="1" style="width: 100%; border-collapse: collapse;"> <thead> <tr> <th>Truss ID</th> <th>Quantity</th> <th>Type</th> <th>Slope (Depth)</th> <th>Left</th> <th>Right</th> <th>Stub</th> <th>Heel</th> <th>Height</th> <th>Total Weight</th> </tr> </thead> <tbody> <tr> <td> F01</td> <td>3</td> <td>FLOOR</td> <td>Depth: 24"</td> <td></td> <td></td> <td></td> <td></td> <td>84 lbs.</td> <td>252 lbs</td> </tr> <tr> <td> F02</td> <td>6</td> <td>FLOOR</td> <td>Depth: 24"</td> <td></td> <td></td> <td></td> <td></td> <td>70 lbs.</td> <td>420 lbs</td> </tr> <tr> <td colspan="2">Total Trusses:</td> <td>9</td> <td></td> <td></td> <td></td> <td></td> <td></td> <td>2-0-0 maxht</td> <td>672 lbs</td> </tr> </tbody> </table>		Truss ID	Quantity	Type	Slope (Depth)	Left	Right	Stub	Heel	Height	Total Weight	 F01	3	FLOOR	Depth: 24"					84 lbs.	252 lbs	 F02	6	FLOOR	Depth: 24"					70 lbs.	420 lbs	Total Trusses:		9						2-0-0 maxht	672 lbs						
Truss ID	Quantity	Type	Slope (Depth)	Left	Right	Stub	Heel	Height	Total Weight																																						
 F01	3	FLOOR	Depth: 24"					84 lbs.	252 lbs																																						
 F02	6	FLOOR	Depth: 24"					70 lbs.	420 lbs																																						
Total Trusses:		9						2-0-0 maxht	672 lbs																																						
Miscellaneous Items:		Quantity	Item	Description																																											
		5	24PW20LVL_18	1-3/4x23-7/8 LP-LVL 2900Fb-2.0E 18' (24PW20LVL)																																											
		3	HHUS410	4x Hanger (HHUS410)																																											
Delivery Person Delivered By: _____ Date: _____ Remarks:				On Site Receiver Received By: _____ Date: _____ Remarks:																																											