NOT FOR CONSTRUCTION

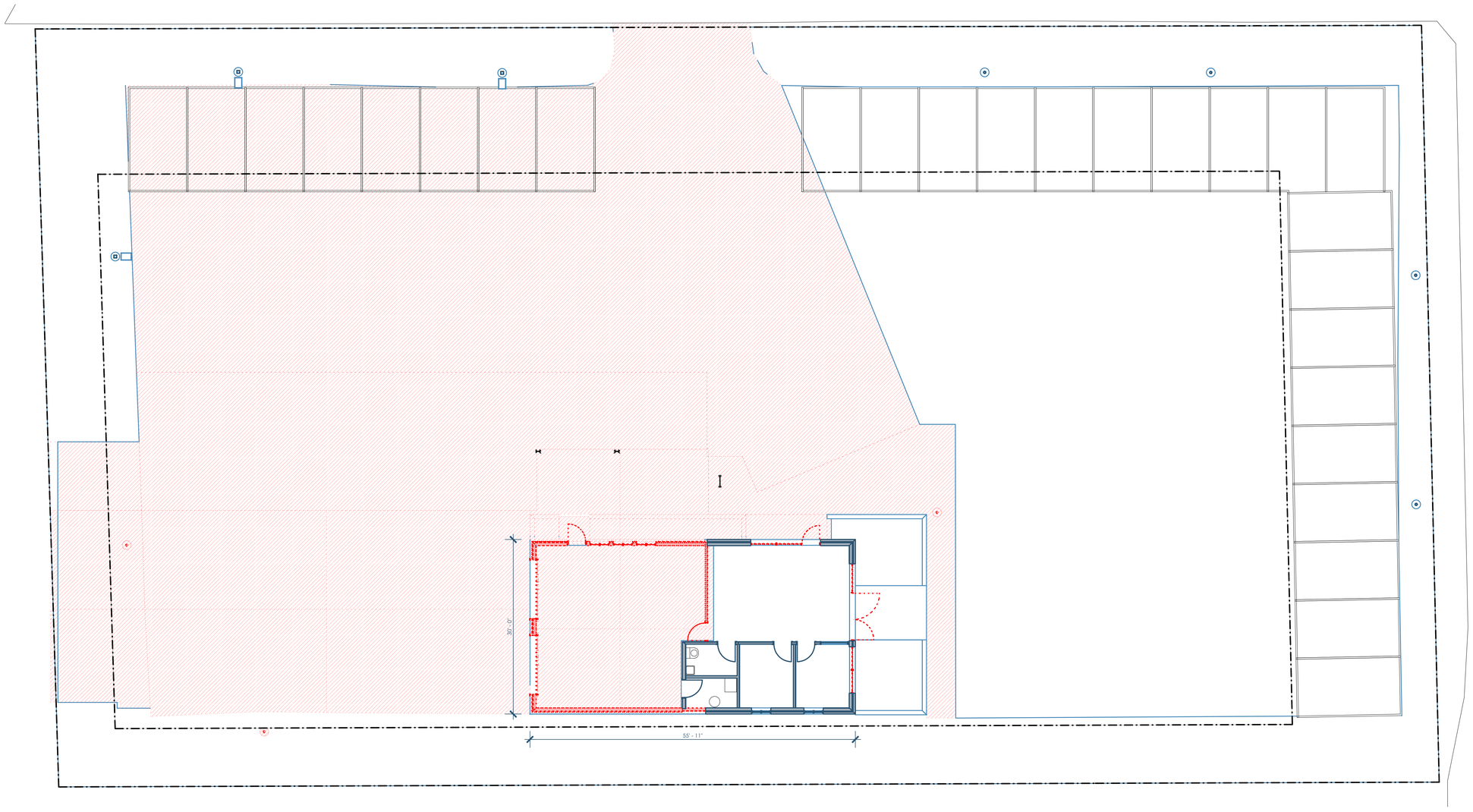


5B/A050 PHASE 1 - DEMOLITION PLAN
1/8"=1'-0"

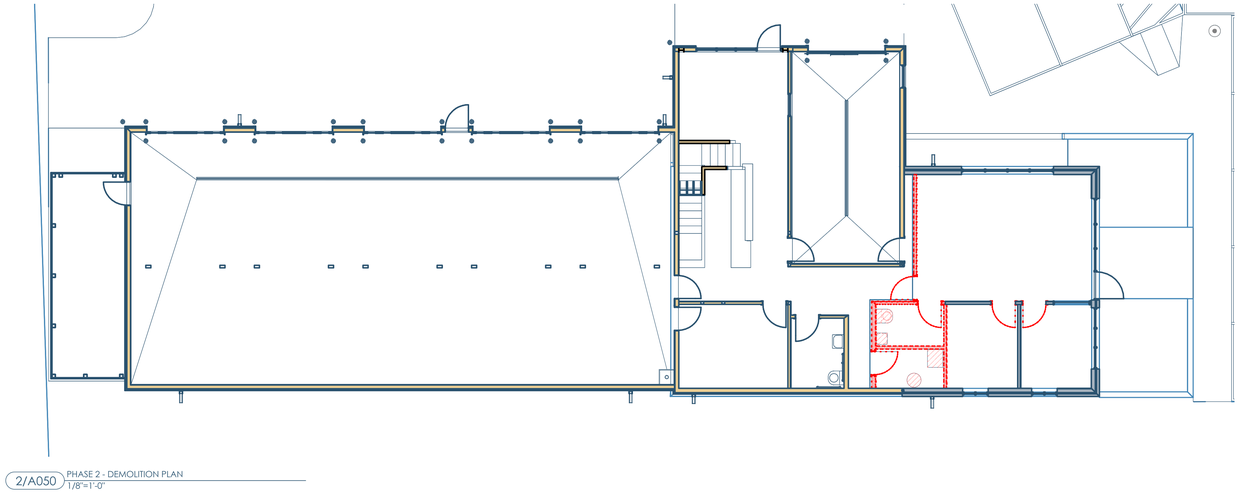

2/A050 PHASE 2 - DEMOLITION PLAN
1/8"=1'-0"

Owner: Cool Car Guys
1600 Center Ave
Janesville, WI 53546
608.531.1600

GC: Lake Country Construction Group
161 Horizon Dr
Verona, WI 53593
608.845.1398

Architect: OpeningDesign
17 S Fairchild | FL 7
Madison, WI 53703
ryan@openingdesign.com | 773.425.6456

| Date | Description |
|---|---|
| 12/03/2025 | SITE PLAN REIVEW |

DEMOLITION PLANS
COOL CAR GUYS
1600 CENTER AVE, JANESVILLE, WI 53546

A050

This project, like most OpeningDesign's projects, is open source (Attribution-ShareAlike 4.0 International—CC BY-SA 4.0)—freely available to any party for future use, assuming the terms such as Attribution and ShareAlike are honored.

NOT FOR CONSTRUCTION

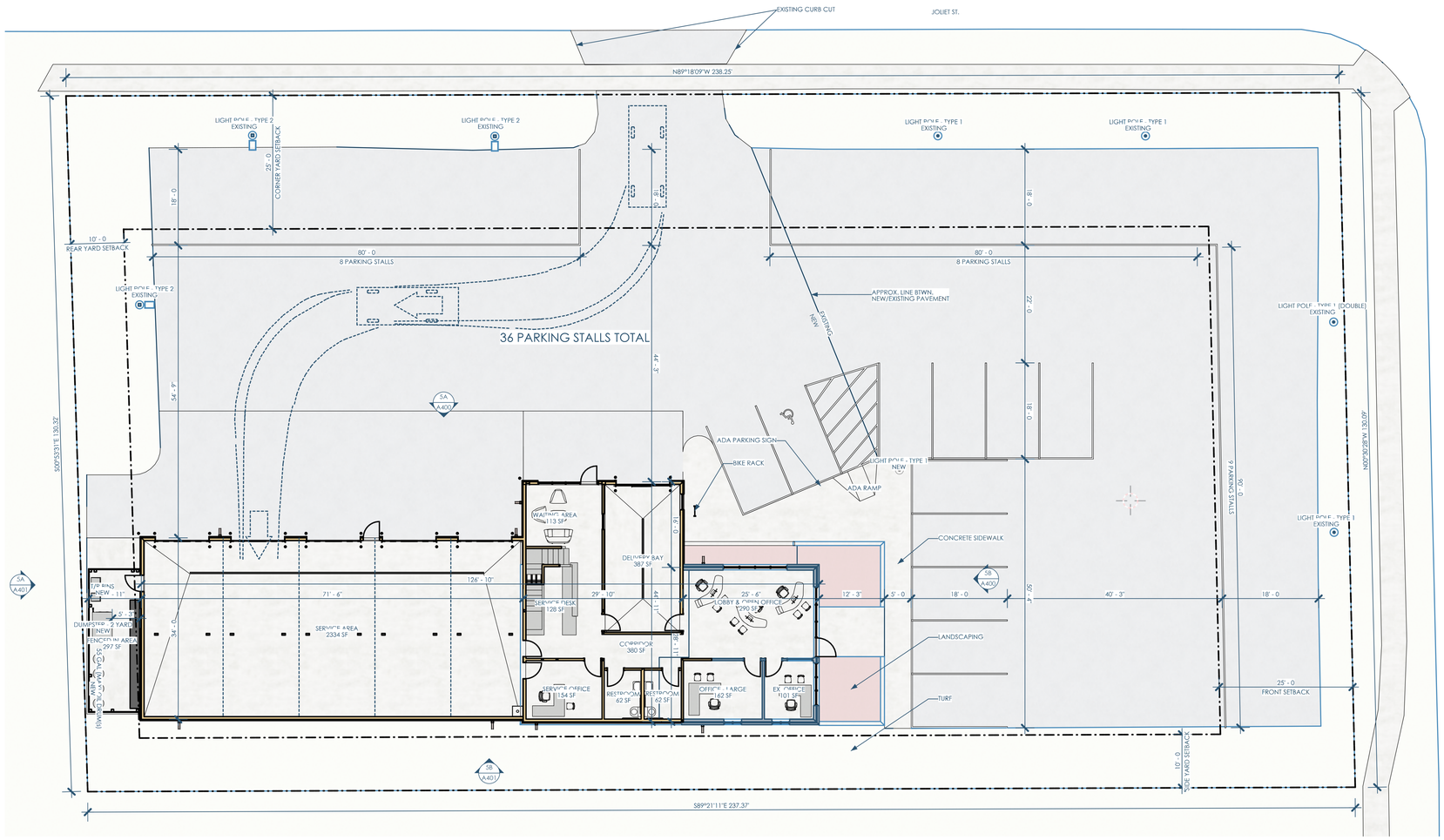


5A/A100 SITE PLAN
1"=10'

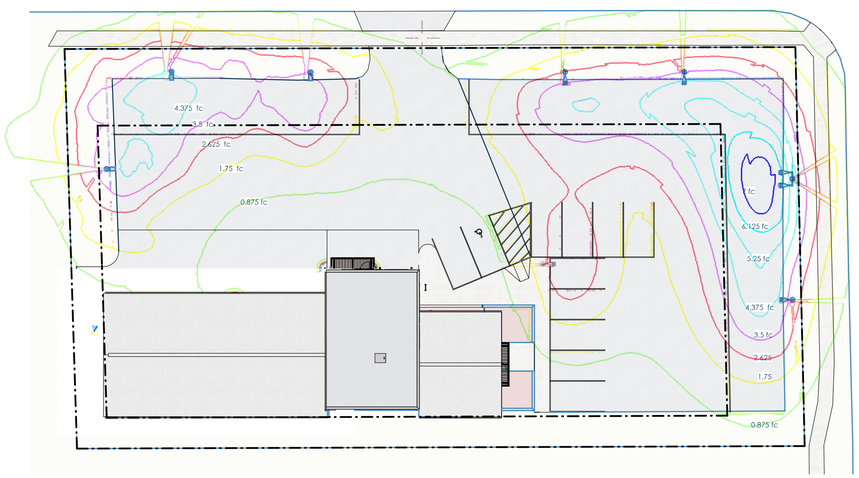


2/A100 SITE PLAN - PHOTOMETRIC PLAN
1"=20'

| Date | Description |
|---|---|
| 12/03/2025 | SITE PLAN REIVEW |


Owner: Cool Car Guys
1600 Center Ave
Janesville, WI 53546
608.531.1600

GC: Lake Country Construction Group
161 Horizon Dr
Verona, WI 53593
608.845.1398

Architect: OpeningDesign
17 S Fairchild | FL 7
Madison, WI 53703
ryan@openingdesign.com | 773.425.6456


SITE PLAN
COOL CAR GUYS
1600 CENTER AVE, JANESVILLE, WI 53546

A100

This project, like most OpeningDesign's projects, is open source (Attribution-ShareAlike 4.0 International—CC BY-SA 4.0)—freely available to any party for future use, assuming the terms such as Attribution and ShareAlike are honored.

NOT FOR CONSTRUCTION

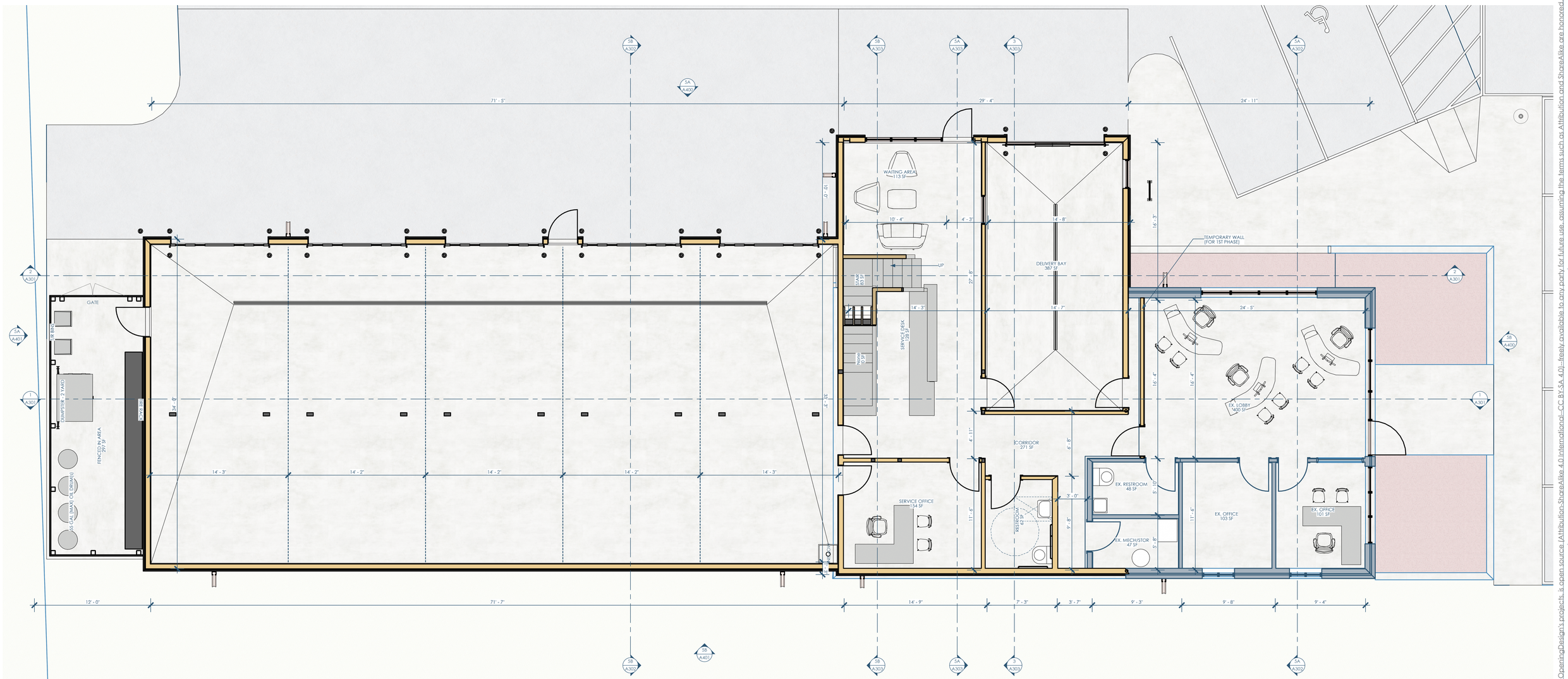


5B/A101_1 FOO PLAN
1/4"=1'-0"

| NUMBER | NAME | AREA | FUNCTION OF SPACE | AREA PER OCCUPANT | OCCUPANTS | OCCUPANCY TYPE |
|---|---|---|---|---|---|---|
| 100 | LOBBY & OPEN OFFICE | 290 | BUSINESS AREA | 100 | 2.9 | (B) OCCUPANCY |
| 102 | OFFICE - LARGE | 162 | BUSINESS AREA | 100 | 1.6 | (B) OCCUPANCY |
| 103 | DELIVERY BAY | 387 | INDUSTRIAL AREAS | 100 | 3.9 | (S-1) OCCUPANCY |
| 104 | RESTROOM | 62 | CIRCULATION | 0 | 0 | (B) OCCUPANCY |
| 105 | RESTROOM | 62 | CIRCULATION | 0 | 0 | (B) OCCUPANCY |
| 106 | SERVICE OFFICE | 154 | BUSINESS AREA | 100 | 1.5 | (B) OCCUPANCY |
| 107 | CORRIDOR | 380 | CIRCULATION | 0 | 0 | (B) OCCUPANCY |
| 108 | WAITING AREA | 113 | ASSEMBLY – UNCONCENTRATED | 15 | 7.5 | (B) OCCUPANCY |
| 109 | SERVICE DESK | 128 | BUSINESS AREA | 100 | 1.3 | (B) OCCUPANCY |
| 110 | STAIR | 83 | CIRCULATION | 0 | 0 | (B) OCCUPANCY |
| 111 | SERVICE AREA | 2334 | INDUSTRIAL AREAS | 100 | 23.3 | (S-1) OCCUPANCY |
| 112 | FENCED IN AREA | 297 | STORAGE | 300 | 1 | (B) OCCUPANCY |
| | 1st Floor SF | **4652** | | Sum - 1st Floor | 43 | |
| 200 | CORRIDOR | 140 | CIRCULATION | 0 | 0 | (B) OCCUPANCY |
| 201 | OFFICE | 179 | BUSINESS AREA | 100 | 1.8 | (B) OCCUPANCY |
| 202 | RESTROOM | 65 | CIRCULATION | 0 | 0 | (B) OCCUPANCY |
| 203 | OFFICE | 124 | BUSINESS AREA | 100 | 1.2 | (B) OCCUPANCY |
| 204 | OFFICE | 155 | BUSINESS AREA | 100 | 1.6 | (B) OCCUPANCY |
| 205 | OFFICE | 146 | BUSINESS AREA | 100 | 1.5 | (B) OCCUPANCY |
| 206 | MECH. | 50 | STORAGE | 300 | 0.2 | (B) OCCUPANCY |
| | 2nd Floor SF | **859** | | Sum - 2nd Floor | 6.3 | |
| | Total SF | **5511** | | Sum – All Floors | 49 | |

2/A101_1 ROOM SCHEDULE - OCCUPANCY


Owner: Cool Car Guys
1600 Center Ave
Janesville, WI 53546
608.531.1600

GC: Lake Country Construction Group
161 Horizon Dr
Verona, WI 53593
608.845.1398

Architect: OpeningDesign
17 S Fairchild | FL 7
Madison, WI 53703
ryan@openingdesign.com | 773.425.6456


| Date | Description |
|---|---|
| 12/03/2025 | SITE PLAN REIVEW |

PHASE 1 - FIRST FLOOR
COOL CAR GUYS
1600 CENTER AVE, JANESVILLE, WI 53546

A101_1

This project, like most OpeningDesign's projects, is open source (Attribution-ShareAlike 4.0 International - CC BY-SA 4.0) - freely available to any party for future use, assuming the terms such as Attribution and ShareAlike are honored.

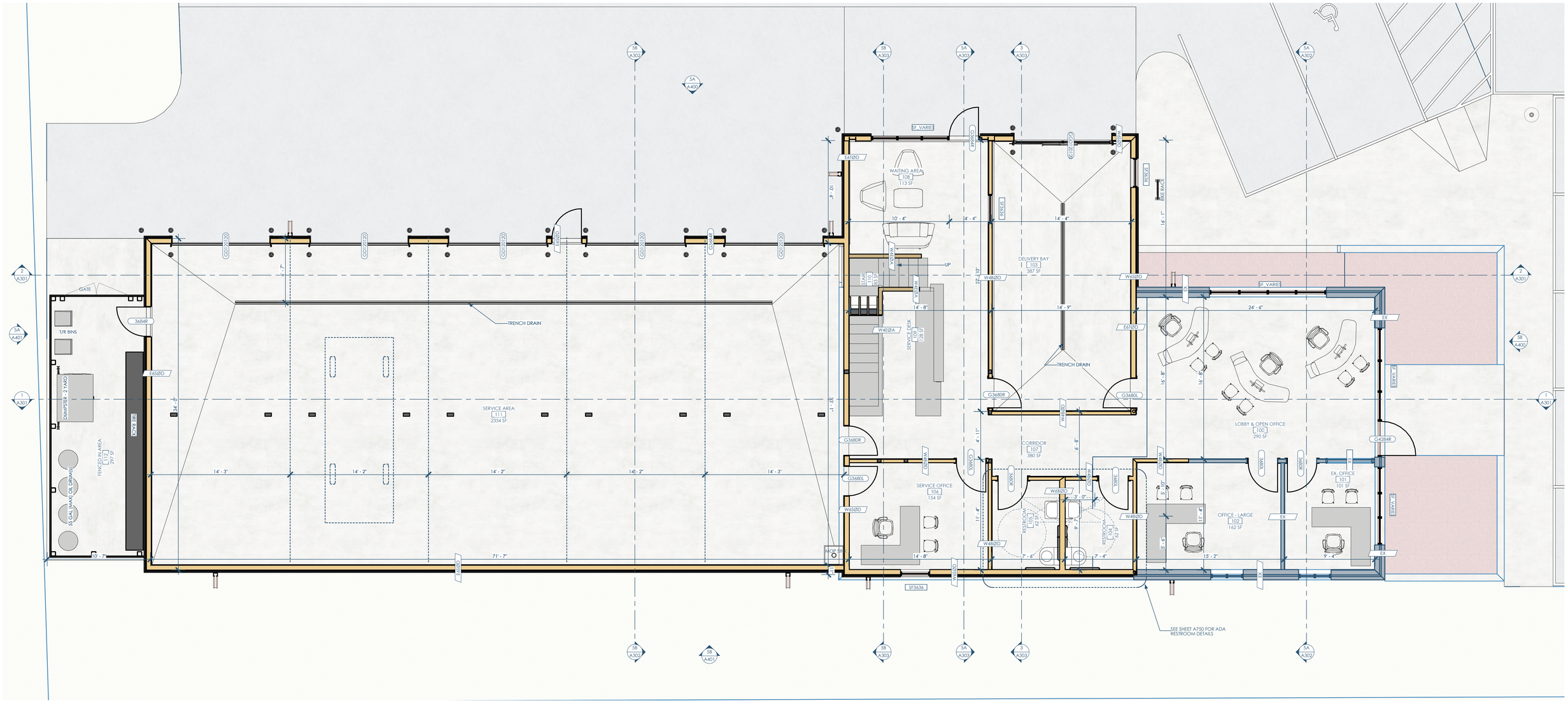


5B/A101_2 PHASE 2 - 1ST FLOOR
1/4"=1'-0"

| NUMBER | NAME | AREA | FUNCTION OF SPACE | AREA PER OCCUPANT | OCCUPANTS | OCCUPANCY TYPE |
|---|---|---|---|---|---|---|
| 100 | LOBBY & OPEN OFFICE | 290 | BUSINESS AREA | 100 | 2.9 | (B) OCCUPANCY |
| 102 | OFFICE - LARGE | 162 | BUSINESS AREA | 100 | 1.6 | (B) OCCUPANCY |
| 103 | DELIVERY BAY | 387 | INDUSTRIAL AREAS | 100 | 3.9 | (S-1) OCCUPANCY |
| 104 | RESTROOM | 62 | CIRCULATION | 0 | 0 | (B) OCCUPANCY |
| 105 | RESTROOM | 62 | CIRCULATION | 0 | 0 | (B) OCCUPANCY |
| 106 | SERVICE OFFICE | 154 | BUSINESS AREA | 100 | 1.5 | (B) OCCUPANCY |
| 107 | CORRIDOR | 380 | CIRCULATION | 0 | 0 | (B) OCCUPANCY |
| 108 | WAITING AREA | 113 | ASSEMBLY – UNCONCENTRATED | 15 | 7.5 | (B) OCCUPANCY |
| 109 | SERVICE DESK | 128 | BUSINESS AREA | 100 | 1.3 | (B) OCCUPANCY |
| 110 | STAIR | 83 | CIRCULATION | 0 | 0 | (B) OCCUPANCY |
| 111 | SERVICE AREA | 2334 | INDUSTRIAL AREAS | 100 | 23.3 | (S-1) OCCUPANCY |
| 112 | FENCED IN AREA | 297 | STORAGE | 300 | 1 | (B) OCCUPANCY |
| | 1st Floor SF | **4452** | | Sum - 1st Floor | 43 | |
| 200 | CORRIDOR | 140 | CIRCULATION | 0 | 0 | (B) OCCUPANCY |
| 201 | OFFICE | 179 | BUSINESS AREA | 100 | 1.8 | (B) OCCUPANCY |
| 202 | RESTROOM | 65 | CIRCULATION | 0 | 0 | (B) OCCUPANCY |
| 203 | OFFICE | 124 | BUSINESS AREA | 100 | 1.2 | (B) OCCUPANCY |
| 204 | OFFICE | 155 | BUSINESS AREA | 100 | 1.6 | (B) OCCUPANCY |
| 205 | OFFICE | 146 | BUSINESS AREA | 100 | 1.5 | (B) OCCUPANCY |
| 206 | MECH. | 50 | STORAGE | 300 | 0.2 | (B) OCCUPANCY |
| | 2nd Floor SF | **859** | | Sum - 2nd Floor | 6.3 | |
| | Total SF | **5311** | | Sum – All Floors | 49 | |

2/A101_2 ROOM SCHEDULE - OCCUPANCY

Owner: Cool Car Guys
1600 Center Ave
Janesville, WI 53546
608.531.1600

GC: Lake Country Construction Group
161 Horizon Dr
Verona, WI 53593
608.845.1398

Architect: OpeningDesign
17 S Fairchild | FL 7
Madison, WI 53703
ryan@openingdesign.com | 773.425.6456

| Date | Description |
|---|---|
| 12/03/2025 | SITE PLAN REIVEW |

PHASE 2 - FIRST FLOOR
COOL CAR GUYS
1600 CENTER AVE, JANESVILLE, WI 53546

A101_2

This project, like most OpeningDesign's projects, is open source (Attribution-ShareAlike 4.0 International - CC BY-SA 4.0) - freely available to any party for future use, assuming the terms such as Attribution and ShareAlike are honored.

NOT FOR CONSTRUCTION

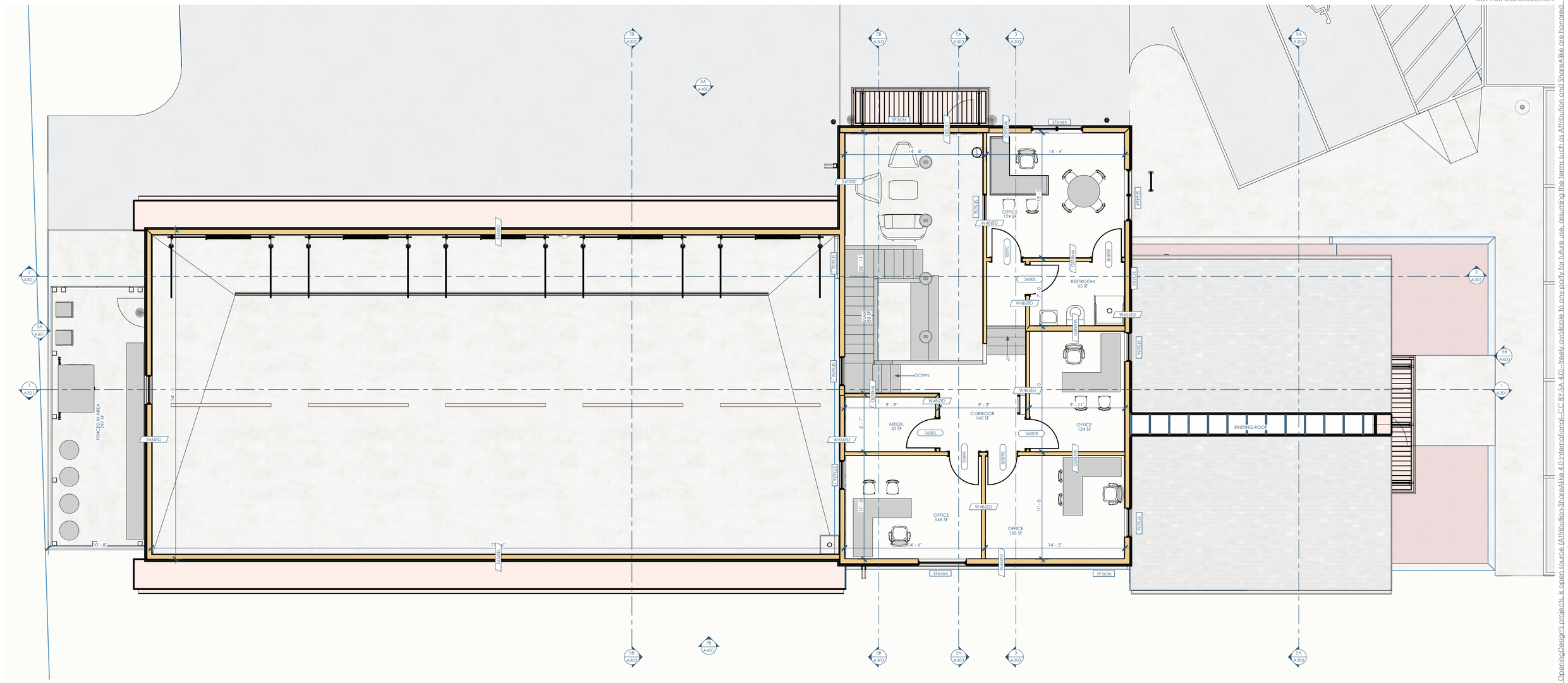
5B A302
5A A401
5B A401
3B A303
5A A303
3 A303
5A A302
2 A301
1 A301
5A A401
3B A400
1 A301
SF3636
SF6464
E612RD
W3030
W4824D
W4824D
W4824D
W4824D
W4824D
W4824D
W4824D
W4824D
W6030
W6030
W6030

NOT FOR CONSTRUCTION

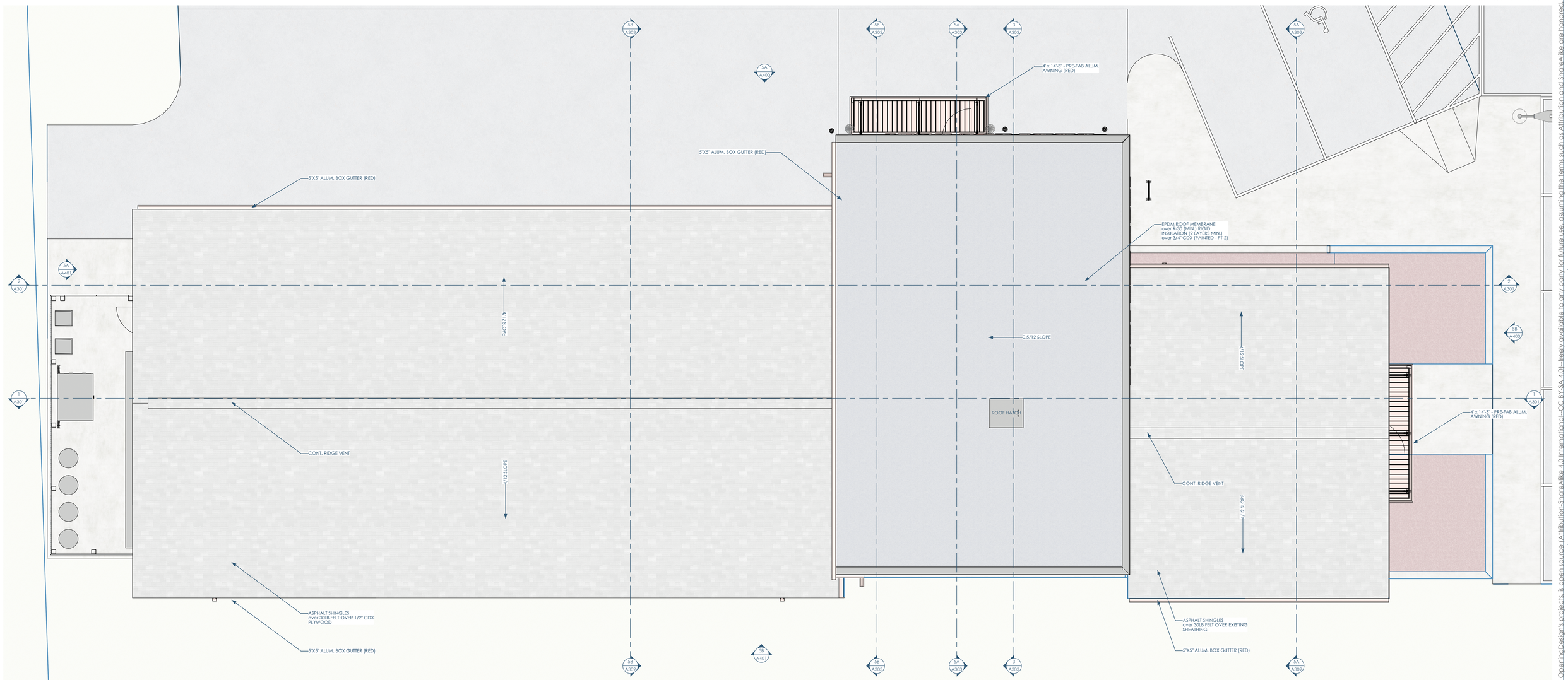


1/A103 PHASE 2 - ROOF PLAN
1/4"=1'-0"

This project, like most OpeningDesign's projects, is open source (Attribution-ShareAlike 4.0 International - CC BY-SA 4.0) - freely available to any party for future use, assuming the terms such as Attribution and ShareAlike are honored.

| Date | Description |
|---|---|
| 12/03/2025 | SITE PLAN REIVEW |

Owner: Cool Car Guys
1600 Center Ave
Janesville, WI 53546
608.531.1600

GC: Lake Country Construction Group
161 Horizon Dr
Verona, WI 53593
608.845.1398

Architect: OpeningDesign
17 S Fairchild | FL 7
Madison, WI 53703
ryan@openingdesign.com | 773.425.6456

ROOF PLAN
COOL CAR GUYS
1600 CENTER AVE, JANESVILLE, WI 53546

A103

NOT FOR CONSTRUCTION

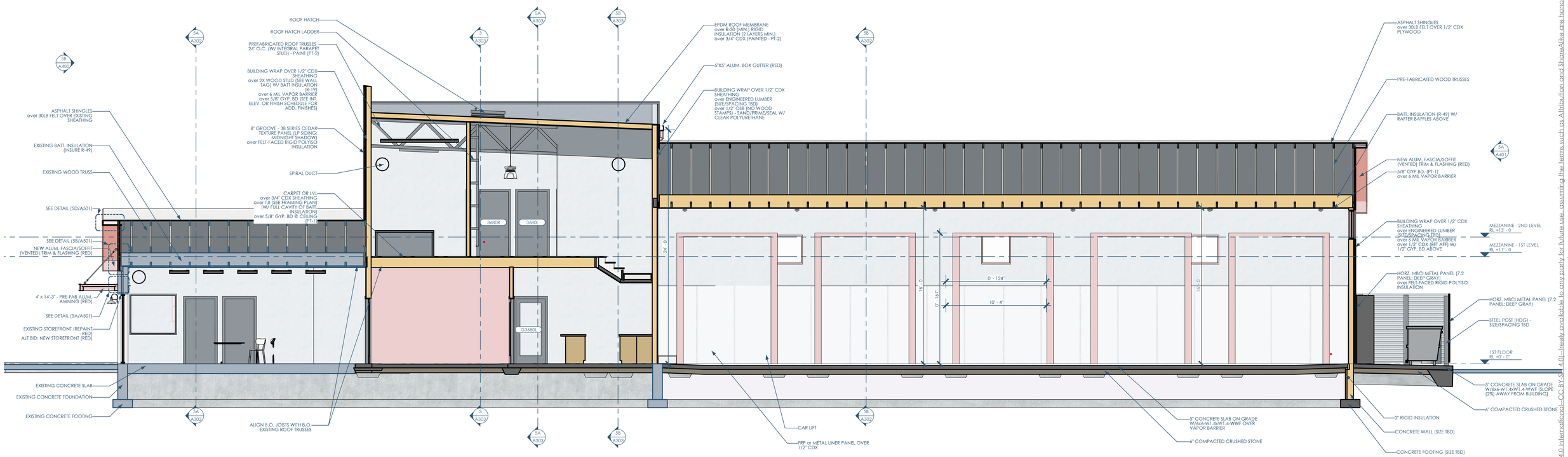


1/A301 SECTION - EW - SOUTH
1/4"=1'-0"

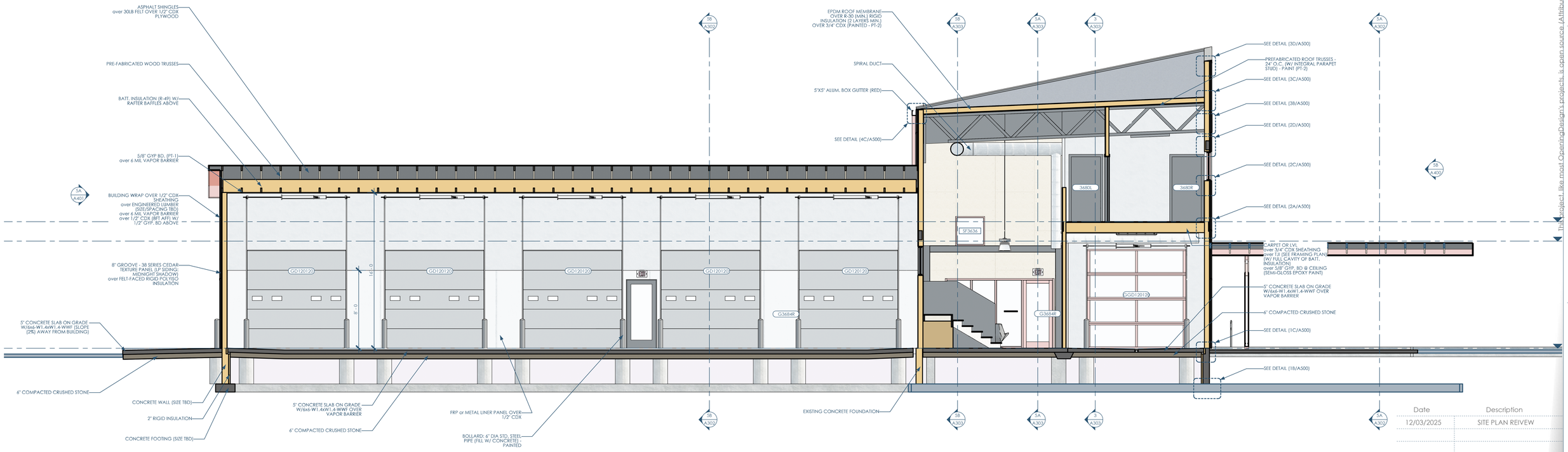


2/A301 SECTION - EW - NORTH
1/4"=1'-0"

| Date | Description |
|---|---|
| 12/03/2025 | SITE PLAN REIVEW |

WISCONSIN
RYAN P. SCHULTZ
A-1115705
STOCKBRIDGE
ARCHITECT


Owner: Cool Car Guys
1600 Center Ave
Janesville, WI 53546
608.531.1600

GC: Lake Country Construction Group
161 Horizon Dr
Verona, WI 53593
608.845.1398

Architect: OpeningDesign
17 S Fairchild | FL 7
Madison, WI 53703
ryan@openingdesign.com | 773.425.6456


SECTIONS
COOL CAR GUYS
1600 CENTER AVE, JANESVILLE, WI 53546

A301


This project like most OpeningDesign's projects, is open source (Attribution-ShareAlike 4.0 International - CC BY-SA 4.0) - freely available to any party for future use, assuming the terms such as Attribution and ShareAlike are honored.

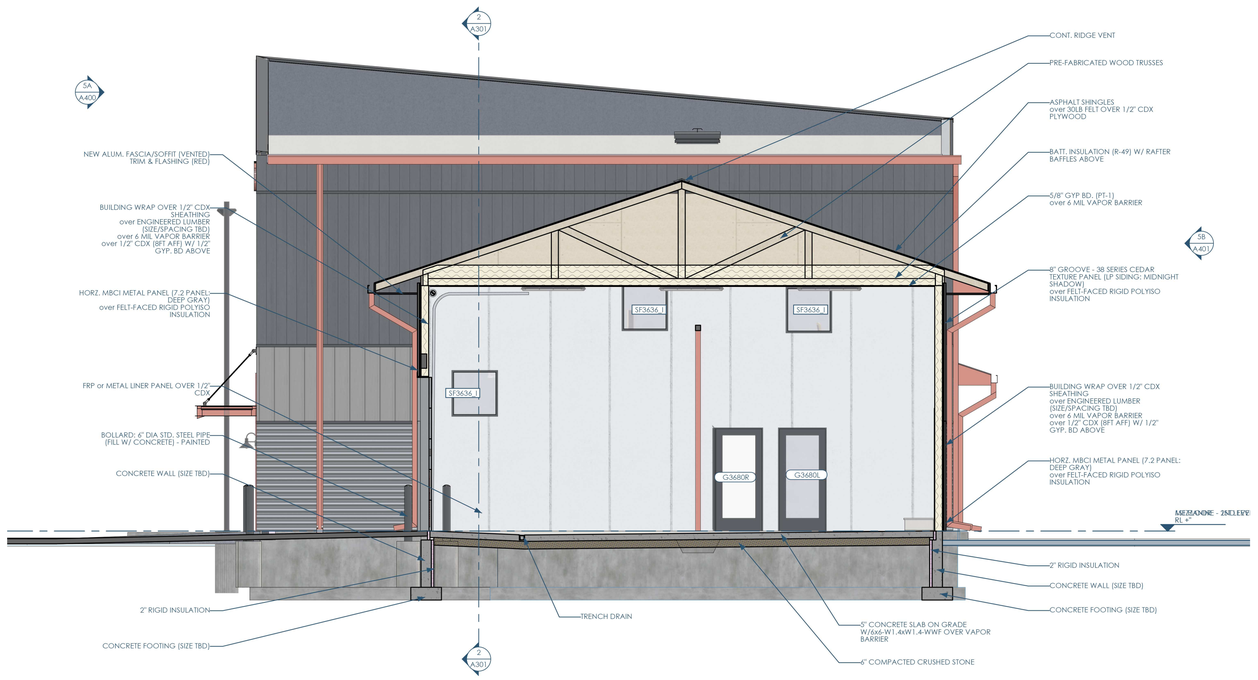


5B/A302 SECTION - NS - EAST - AT SERVICE BAY
1/4"=1'-0"

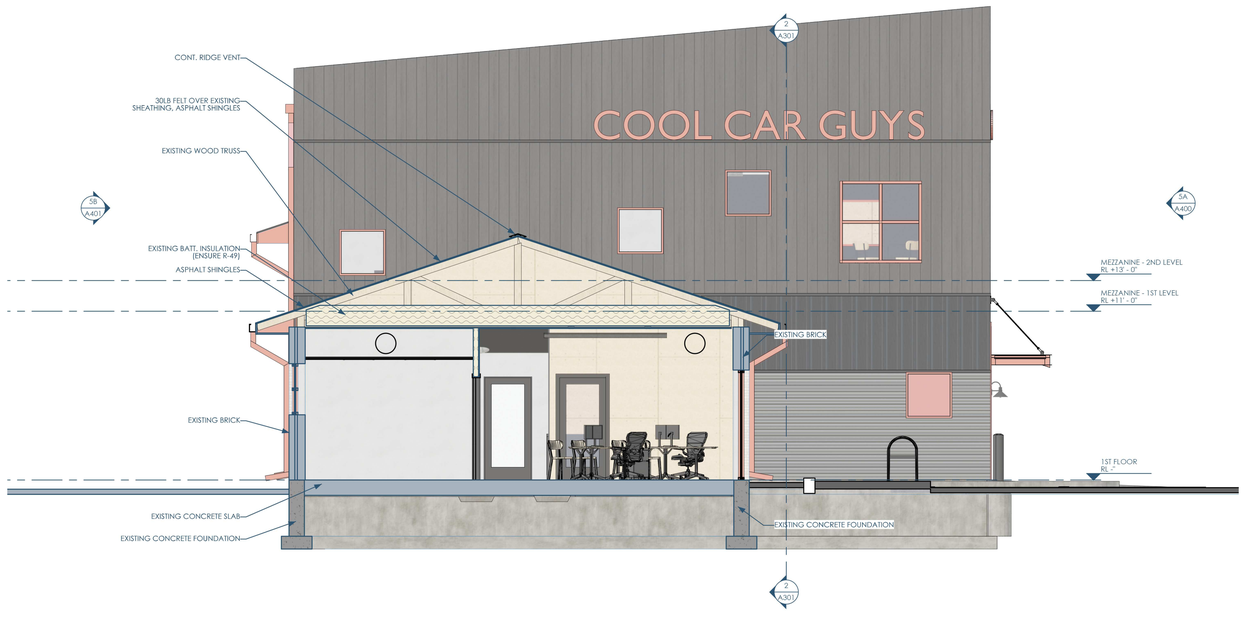


5A/A302 SECTION - NS - WEST - AT EX. LOBBY
1/4"=1'-0"

| Date | Description |
|---|---|
| 12/03/2025 | SITE PLAN REIVEW |

Owner: Cool Car Guys
1600 Center Ave
Janesville, WI 53546
608.531.1600

GC: Lake Country Construction Group
161 Horizon Dr
Verona, WI 53593
608.845.1398

Architect: OpeningDesign
17 S Fairchild | FL 7
Madison, WI 53703
ryan@openingdesign.com | 773.425.6456

SECTIONS
COOL CAR GUYS
1600 CENTER AVE, JANESVILLE, WI 53546

A302

This project, like most OpeningDesign's projects, is open source (Attribution-ShareAlike 4.0 International—CC BY-SA 4.0)—freely available to any party for future use, assuming the terms such as Attribution and ShareAlike are honored.

NOT FOR CONSTRUCTION

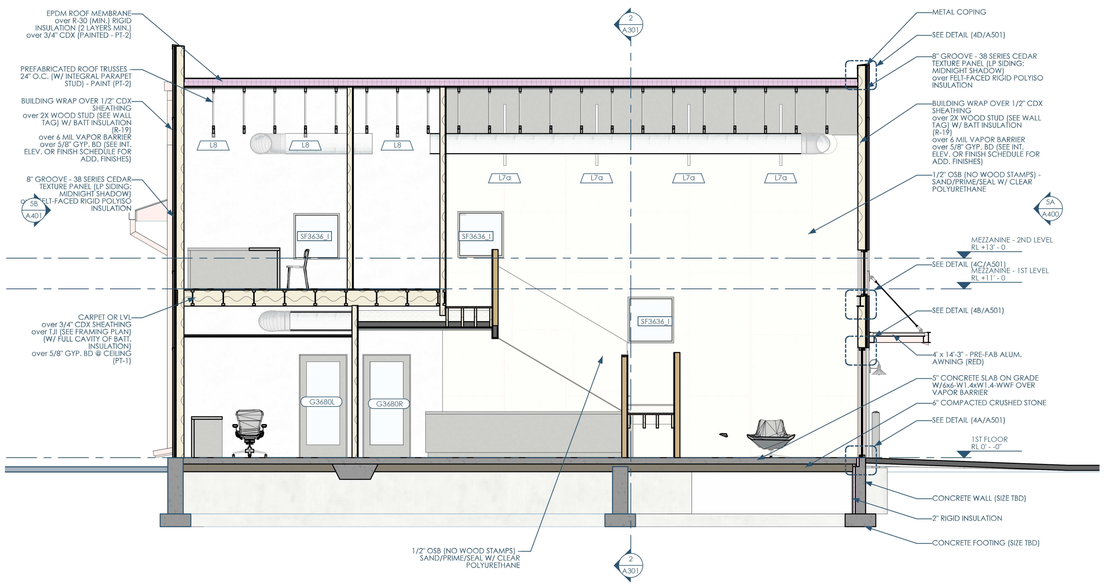


5B/A303 SECTION - NS - WEST - AT LOBBY AND STAIRS
1/4"=1'-0"

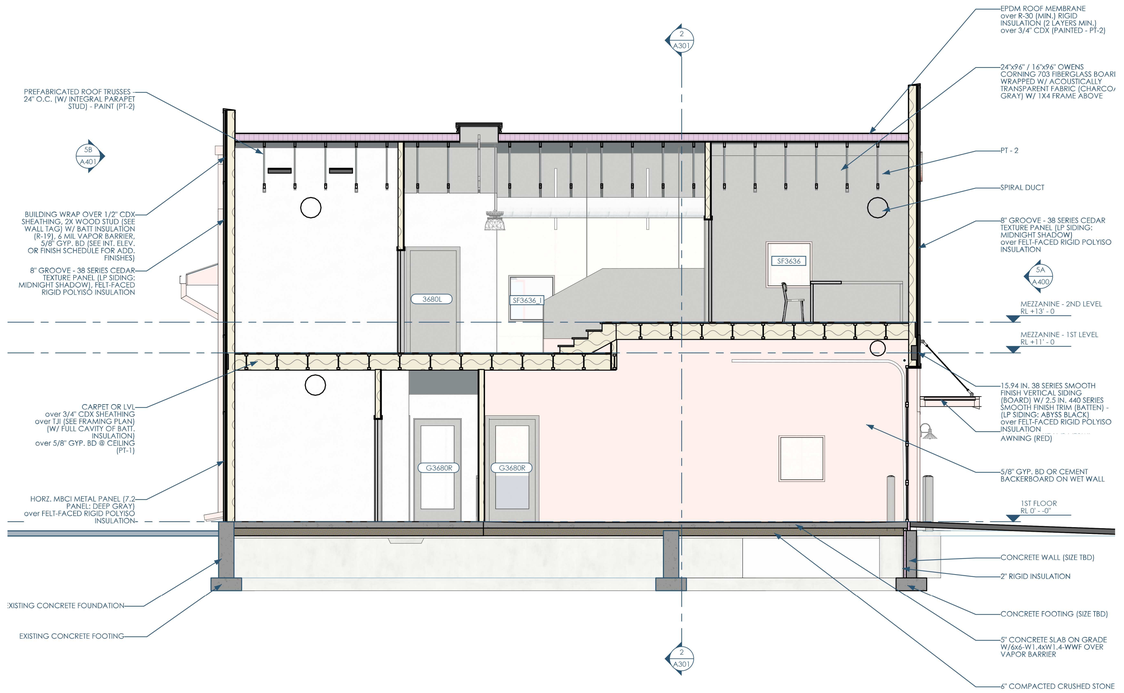


3/A303 SECTION - NS - WEST - AT DROPOFF BAY
1/4"=1'-0"

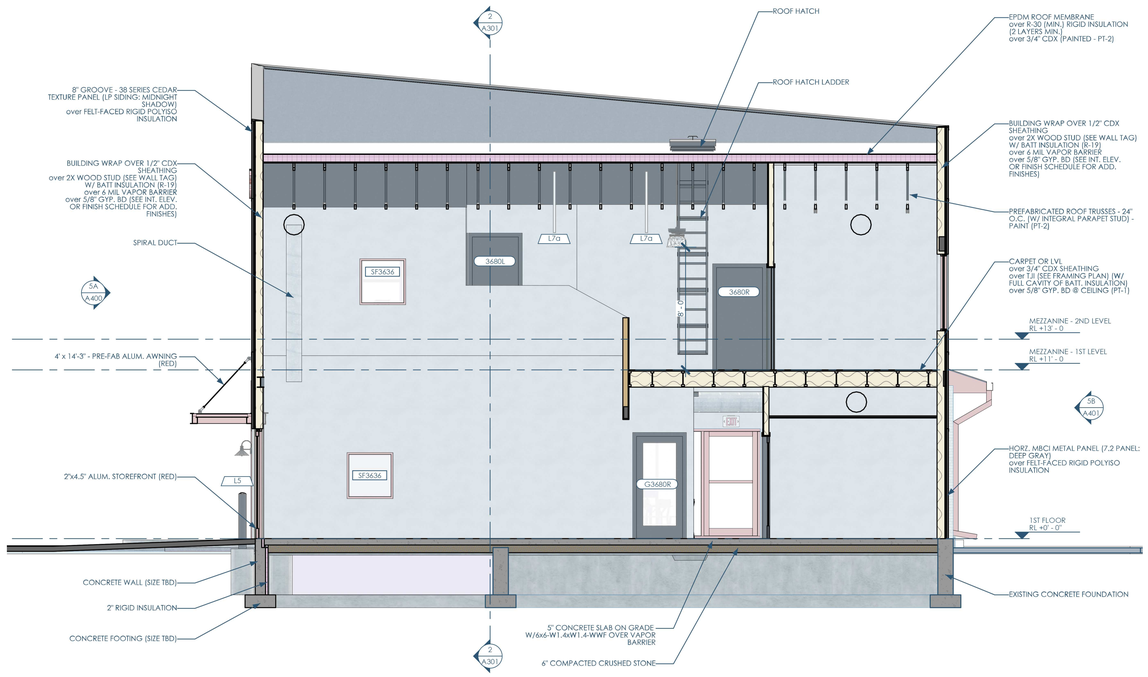


5A/A303 SECTION - NS -EAST - AT LOBBY
1/4"=1'-0"

This project, like most OpeningDesign's projects, is open source (Attribution-ShareAlike 4.0 International - CC BY-SA 4.0) - freely available to any party for future use, assuming the terms such as Attribution and ShareAlike are honored.

| Date | Description |
|---|---|
| 12/03/2025 | SITE PLAN REIVEW |

Owner: Cool Car Guys
1600 Center Ave
Janesville, WI 53546
608.531.1600

GC: Lake Country Construction Group
161 Horizon Dr
Verona, WI 53593
608.845.1398

Architect: OpeningDesign
17 S Fairchild | FL 7
Madison, WI 53703
ryan@openingdesign.com | 773.425.6456

RYAN P. SCHULTZ A-1115915 STATE OF WISCONSIN ARCHITECT

SECTIONS
COOL CAR GUYS
1600 CENTER AVE, JANESVILLE, WI 53546

A303

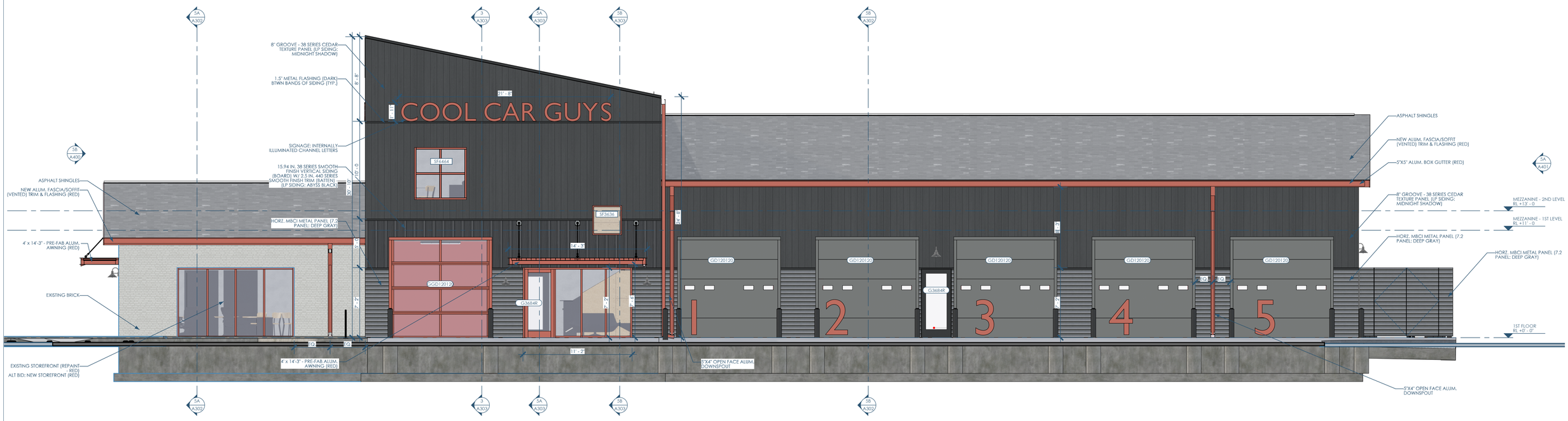


5A/A400 ELEVATION - NORTH - AT JOLIET ST
1/4"=1'-0"




SB/A400 ELEVATION - EAST - AT CENTER AVE
1/4"=1'-0"

| Date | Description |
|---|---|
| 12/03/2025 | SITE PLAN REIVEW |

Owner: Cool Car Guys
1600 Center Ave
Janesville, WI 53546
608.531.1600

GC: Lake Country Construction Group
161 Horizon Dr
Verona, WI 53593
608.845.1398

Architect: OpeningDesign
17 S Fairchild | FL 7
Madison, WI 53703
ryan@openingdesign.com | 773.425.6456

ELEVATIONS
COOL CAR GUYS
1600 CENTER AVE, JANESVILLE, WI 53546

A400

This project, like most OpeningDesign's projects, is open source (Attribution-ShareAlike 4.0 International - CC BY-SA 4.0) - freely available to any party for future use, assuming the terms such as Attribution and ShareAlike are honored.

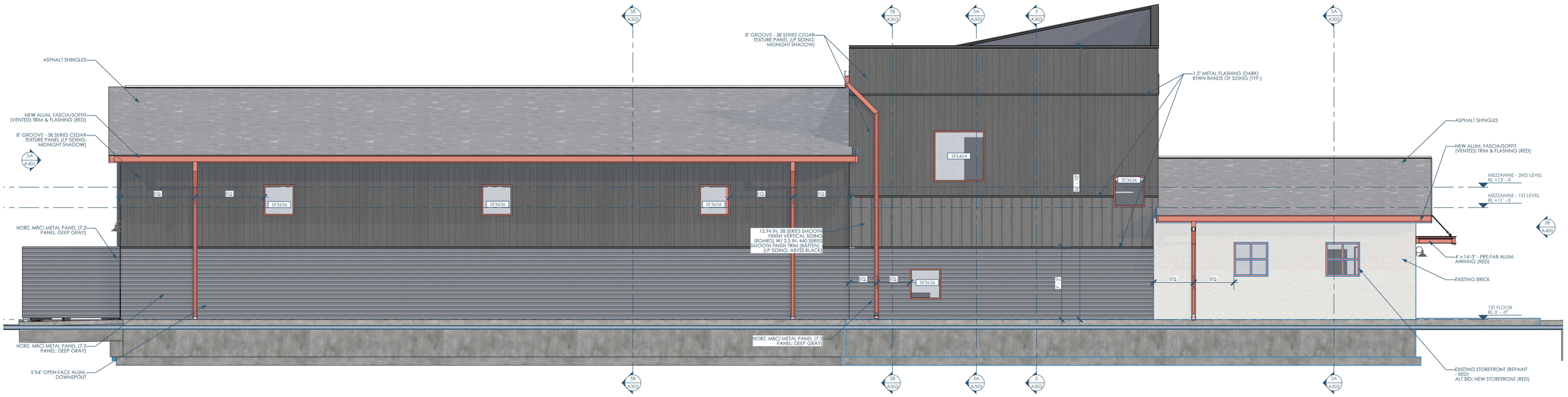


5B/A401 ELEVATION - SOUTH
1/4"=1'-0"

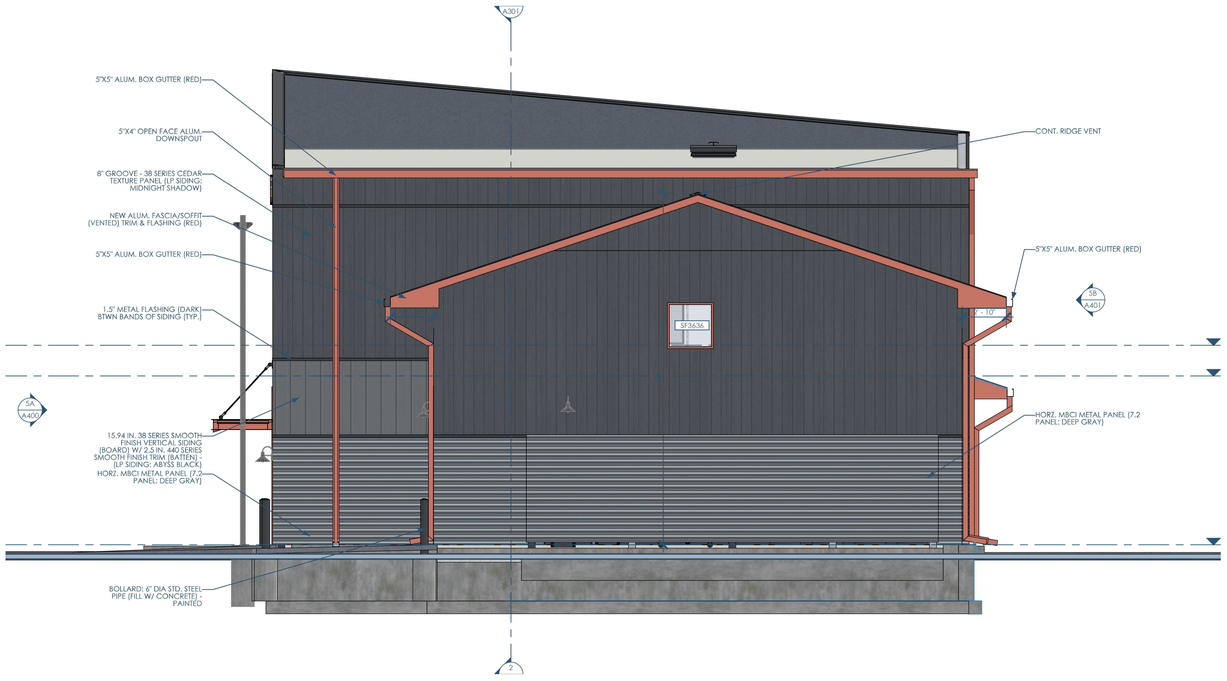


5A/A401 ELEVATION - WEST
1/4"=1'-0"

This project, like most OpeningDesign's projects, is open source (Attribution-ShareAlike 4.0 International—CC BY-SA 4.0)—freely available to any party for future use, assuming the terms such as Attribution and ShareAlike are honored.

| Date | Description |
|---|---|
| 12/03/2025 | SITE PLAN REIVEW |

Owner: Cool Car Guys
1600 Center Ave
Janesville, WI 53546
608.531.1600

GC: Lake Country Construction Group
161 Horizon Dr
Verona, WI 53593
608.845.1398

Architect: OpeningDesign
17 S Fairchild | FL 7
Madison, WI 53703
ryan@openingdesign.com | 773.425.6456

ELEVATIONS
COOL CAR GUYS
1600 CENTER AVE, JANESVILLE, WI 53546

A401

NOT FOR CONSTRUCTION




5C/A900 PERSPECTIVE - CENTER AVE. - NORTH




4C/A900 PERSPECTIVE- CENTER AVE. - SOUTH




2C/A900 PERSPECTIVE- JOLIET ST.



5A/A900 PERSPECTIVE- LOBBY - LOOKING NORTH FROM MEZZ. STAIR



4A/A900 PERSPECTIVE- LOBBY - LOOKING NORTH



2A/2900 PERSPECTIVE- LOBBY - LOOKING SOUTH

This project, like most OpeningDesign's projects, is open source. Attribution-ShareAlike 4.0 International—CC BY-SA 4.0)—freely available to any party for future use, assuming the terms such as Attribution and ShareAlike are honored.

Owner: Cool Car Guys
1600 Center Ave
Janesville, WI 53546
608.531.1600

GC: Lake Country Construction Group
161 Horizon Dr
Verona, WI 53593
608.845.1398

Architect: OpeningDesign
17 S Fairchild | FL 7
Madison, WI 53703
ryan@openingdesign.com | 773.425.6456

| Date | Description |
|---|---|
| 12/03/2025 | SITE PLAN REIVEW |

RENDERINGS
COOL CAR GUYS
1600 CENTER AVE, JANESVILLE, WI 53546

A900

# TYPE 1

HYPERLITE

## LED PARKING LOT LIGHT

# HOPE Series



## FEATURES & SPECIFICATIONS

With innovative low profile, integral die-casting housing, the HOPE series LED parking lot light supports superior 3D thermal management by fins types heat sink. Excellent waterproof feature makes them perfect for parking lots, street, park, plaza, bridge and roadway etc.

| Performance Data | | CES-LS-HP-100W | CES-LS-HP-150W | CES-LS-HP-200W | CES-LS-HP-300W |
|---|---|---|---|---|---|
| General | Lumens | 15, 000 lm | 22, 500 lm | 30, 000 lm | 45, 000 lm |
| | Efficacy | 150lm/W | | | |
| | CCT | 5000K | | | |
| | Beam angle | Type III | | | |
| | CRI | >70 | | | |
| | Color finish | Bronze | | | |
| Electrical | Power | 100W | 150W | 200W | 300W |
| | Input voltage | 100-277 VAC | | | |
| | Power factor | >0.9 | | | |
| | Temperature | -30°C to 40°C (-22°F-113°F) | | | |
| Physical &Listing | Sensor | Photocell | | | |
| | Mounting | Universal Pole Mounting, Slip Fitter Mounting, Trunnion Mounting | | | |
| | Listing | UL | | | |
| | IP rating | IP 65 | | | |
| | Warranty | 5 Years | | | |

Web: www.hi-hyperlite.com Email: service@hi-hyperlite.com Tel: +1(855) 688 7879

# TYPE 1

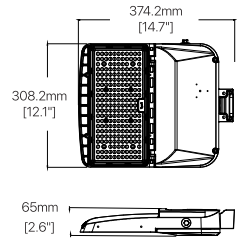


LS-HP-100/150W

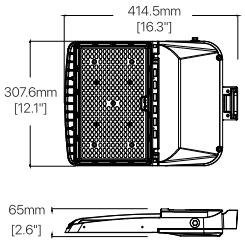


LS-HP-200W

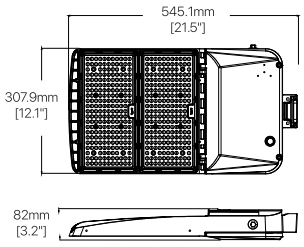


LS-HP-300W

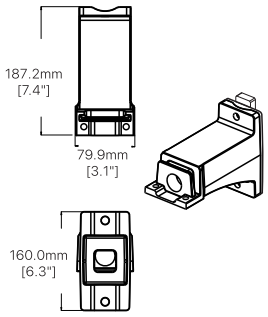


Universal Pole Mounting(UPM)

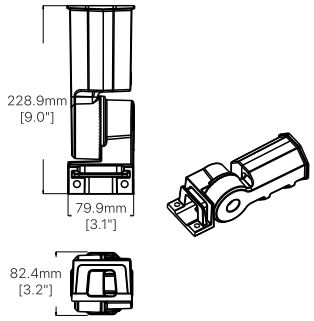


Slip Fitter Mounting (SFM)

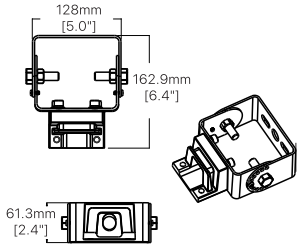


Trunnion Mounting(TM)

## DISTRIBUTION

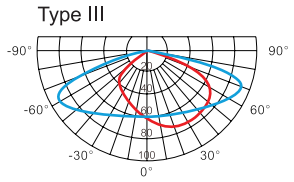




| 100W/15000lm | 150W/22500lm | 200W/30000lm | 300W/45000lm | |
|---|---|---|---|---|
| 36.5 fc | 52.0 fc | 76.1 fc | 103.4 fc | 10ft |
| 20.5 fc | 29.3 fc | 42.8 fc | 58.1 fc | 14ft |
| 9.1 fc | 13.0 fc | 19.0 fc | 25.8 fc | 20ft |
| 5.2 fc | 7.3 fc | 10.7 fc | 14.5 fc | 26ft |
| 3.3 fc | 4.6 fc | 6.8 fc | 9.3 fc | 32ft |

## PACKAGING INFORMAION

| Model | Wattage | Net Weight | Bracket/Extra Weight | Gross Weight | CTN Size |
|---|---|---|---|---|---|
| CES-LS-HP-100W | 100W | 7. 3±1 lbs | SFM: 2.4 lbs<br>UPM: 2.1 lbs<br>TM: 2.9 lbs | 13.0±1 lbs | 20.5"*14.2"*4.5" |
| CES-LS-HP-150W | 150W | 7.3±1 lbs | | 13.0±1 lbs | 20.5"*14.2"*4.5" |
| CES-LS-HP-200W | 200W | 8.5±1 lbs | | 14.7±1 lbs | 22.0"*14.2"*4.5" |
| CES-LS-HP-300W | 300W | 11.2±1 lbs | | 17.4±1 lbs | 27.2"*14.2"*5.3" |

## UL CERTIFICATION

Certificate Number: E483348
Report Reference: E483348
Issue Date: 2022-JUNE

Additional Information:
See the UL Online Certifications Directory at www.ul.com/database for additional information.

▲ Only those products bearing the UL Certification Mark should be considered as being covered by UL's Certification and Follow-Up Service.
▲ Look for the UL Certification Mark on the product.



Web: www.hi-hyperlite.com Email: service@hi-hyperlite.com Tel: +1(855) 688 7879

# TYPE 1

## INSTALLATION INSTRUCTIONS

### Trunnion Mounting (TM)

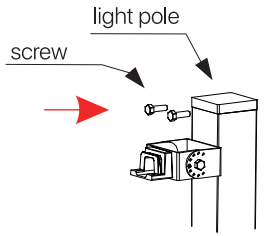


1. First install the lamp arm in the proper position of the lamp pole.

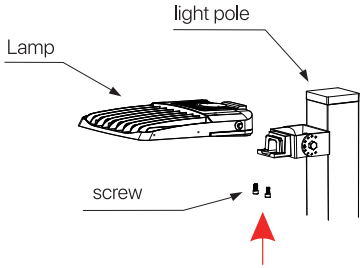


2. Install the light fixture on the lamp arm.

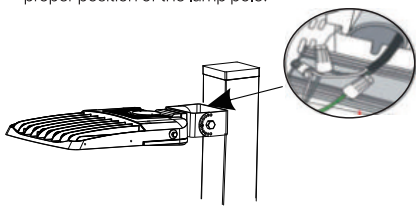

3. Lower cover of the lamp arm is opened and complete wiring at hand hole on pole. Use suitable listed water proof cord bushing and outlet box cover.

### Slip Fitter Mounting (SFM)

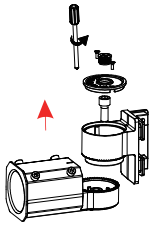

1. Remove the center bolt to separate the flange from the slip-fitter mount.

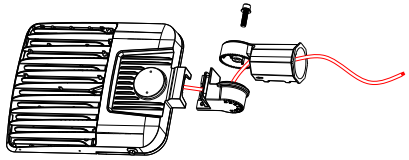

2. Run wiring through the flange while fixing it to the light, then route wiring through slip-fitter and reattach it to the flange.

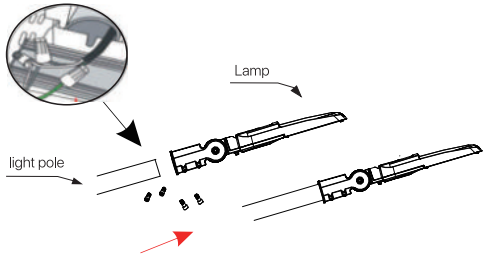


3. Connect the input wire and install the lamp on the lamp post.
Note: after lengthening the input wire, meet the height requirement of the light pole and connect the wire at the bottom of the light pole.



HYPERLITE

### Universal Pole Mounting (UPM)

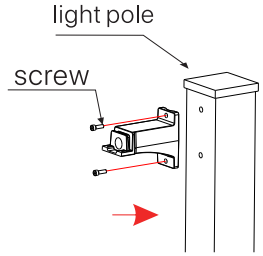


1. First install the lamp arm in the proper position of the lamp pole.

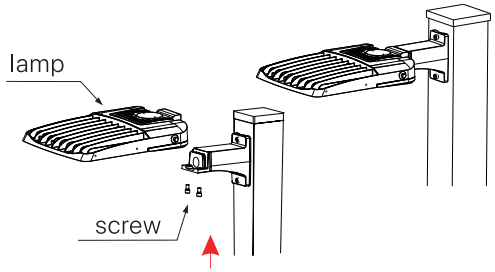


2. Install the light fixture on the lamp arm.

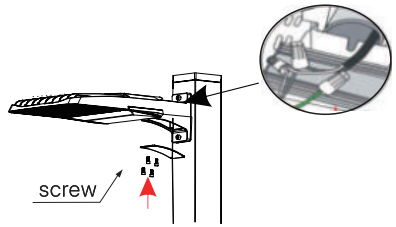


3. Lower cover of the lamp arm is opened and complete wiring at hand hole on pole. Use suitable listed waterproof cord bushing and outlet box cover.

### Photocell Controller

**To enable the optical sensing function, remove the optical sensing cap first, as shown in pic**

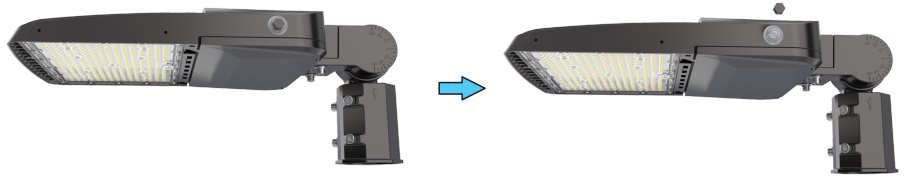

TYPE 1

# HYPERLITE LED Luminaire

LED Parking Lot Light
(HOPE Series)

ATTENTION **BEFORE YOU INSTALL**
Read these instructions completely and carefully.

**⚠ WARNING**

RISK OF ELECTRIC SHOCK
- Turn power off before inspection, installation or removal.
- Properly ground electrical enclosure.
- Follow all NEC and local codes.
- Use only UL or IEC approved wire for input/output connections.

## Prepare Electrical Wiring

**Electrical Requirements**
The LED driver must be supplied with 100-277 VAC, 50/60 Hz per product label and connected to an individual properly grounded branch circuit, protected by a 15 or 20 ampere circuit breaker.

**Grounding Instructions**
The grounding and bonding of the overall system shall be done in accordance with National Electric Code (NEC) Article 600 and local codes.

## Save These Instructions

Use only in the manner intended by the manufacturer.
If you have any questions, contact the manufacturer.

Note: This equipment has been tested and found to comply with the limits for a Class A digital device, pursuant to part 15 of the FCC Rules. These limits are designed to provide reasonable protection against harmful interference when the equipment is operated in a commercial environment. This equipment generates, uses, and can radiate radio frequency energy and, if not installed and used in accordance with the instruction manual, may cause harmful interference to radio communications. Operation of this equipment in a residential area is likely to cause harmful interference in which case the user will be required to correct the interference at his own expense.



*Please connect the input wire in correct way, white is ACN, black is ACL, green is GROUND connection.
*Please also make sure the wire connection is fixed perfectly before using.

## APPLICATION









## READ THOROUGHLY BEFORE INSTALATION

WARNING! FIXTURES MUST BE GROUNDED and installed in accordance with the National Electrical Code and all local codes. Failure to do so may increase the RISK OF PERSONAL INJURY, PROPERTY DAMAGE, FIRE AND DEATH.

WARNING! Dangerous voltage exist within the unit and all precautions usually observed in handling high voltage equipment should be observed when replacing light engine or otherwise servicing luminaries. Disregarding this warning could result in electrical shock and possible injury to the individual installing or servicing this equipment. Installation, service and maintenance of luminaries should be done by a qualified licensed electrician.

CAUTION! To reduce the risk of death, personal injury or property damage from fire, electric shock, falling parts, cuts/abrasions, and other hazards please read all warnings and instructions included with and on the fixture box and all fixture labels.

## ⚠ NOTE!

- This equipment is only for professional installation. Non-professional personnel shall not remove or install the equipment.
- To avoid damage, falling, electric shock or fire, please do not modify the lamp or replace accessories without confirming with the supplier.
- Maintenance/installation and replacement the lamps, please confirm to cut off the power supply, and the lamps have set up a cooling. Please make sure the lamps properly installed before processing power.
- Ensure the accurate and reliable connection.
- Ensure that the product around the vent, the lamp cannot violate any fire prevention regulations when using.

Carefully read these instructions before installing product and keep it for future reference. If you do not understand these instructions, before starting any work, please contact service@hi-hyperlite.com or (855) 688-7879.

# TYPE 1

- LED High Bay Light





- LED Wall Pack Light




- LED Linear High Bay



- LED Canopy Light




- LED Vapor Tight Light



- Hexagon Garage Light




- Temporary Work Light



- LED Flood Light




- LED Parking Lot Light



HYPERLITE
www.hi-hyperlite.com

More products...


Web: www.hi-hyperlite.com Email: service@hi-hyperlite.com Tel: +1(855) 688 7879

TYPE 2

# Streetworks

## DESCRIPTION

The Tribute is the most versatile, functionally designed, universally adaptable outdoor luminaire available. The Tribute brings outstanding performance to walkways, parking lots, roadways, loading docks, building areas, and any security lighting application. U.L. listed and CSA certified for wet locations. IP55 Rating.

| | | | |
|---|---|---|---|
| **Catalog #** | | **Type** | |
| **Project** | | | |
| **Comments** | | **Date** | |
| **Prepared by** | | | |

## SPECIFICATION FEATURES

**Construction**
Rugged one-piece die-cast aluminum housing and door frame. One-piece silicone gasket protects the optical chamber from performance degrading contaminants. One (1) stainless spring latch and two (2) stainless hinges allow toolless opening and removal of door frame.

**Electrical**
Ballast and related electrical componentry are hard mounted to die-cast housing for optimal heat transfer and operating efficiency. Optional swing-down galvanized steel power tray with integral handle and quick disconnects allows tray to be completely removed from housing providing ample room for fixture installation and maintenance.

**Reflector**
Choice of nine (9) high efficiency optical distributions, including five (5) segmented optical systems constructed of premium 95% reflective anodized aluminum sheet. Optical segments are rigidly mounted inside a thick gauge aluminum housing for superior protection. All segment faces are clean of rivet heads, tabs or other means of attachment which may cause streaking in the light distribution. Optical modules are field rotatable in 90° increments and offered standard with mogul-base lampholders for High Pressure Sodium and 250-400W Pulse Start Metal Halide assemblies.

**Mounting**
Extruded 8" aluminum arm features internal bolt guides for easy positioning of fixture during installation to pole or wall surface. Standard single carton packaging of housing, square pole arm and round pole adapter allow for consolidated product arrival to site. Optional internal mast arm mount accepts a 1 1/4" to 2 3/8" O.D. horizontal tenon, while 4-bolt clamping mechanism secures fixture. Cast-in leveling guides provide +/-5° vertical leveling adjustment.

**Finish**
Housing and arm finished in a 5 stage premium TGIC bronze polyester powder coat paint. Optional colors include black, grey, white, dark platinum and graphite metallic. RAL and custom color matches available.

**Efficiency Standards Notice**
Select luminaires are manufactured to USA and California efficiency regulations.



## TRU TRIBUTE

**100 - 400W**
**Pulse Start Metal Halide**
**High Pressure Sodium**

**AREA LUMINAIRE**

## DIMENSIONS

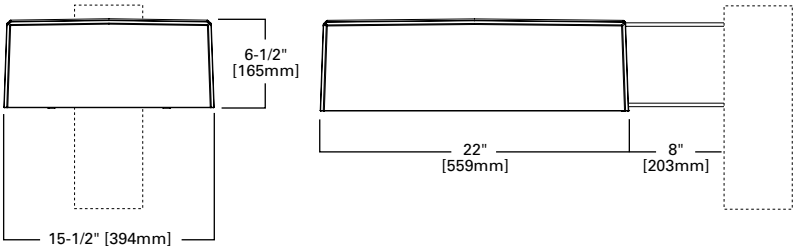


## ARM DRILLING

**TYPE "M"**

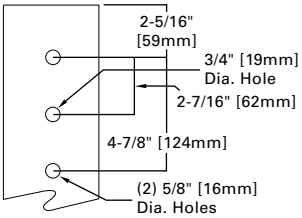


## WALL DRILLING

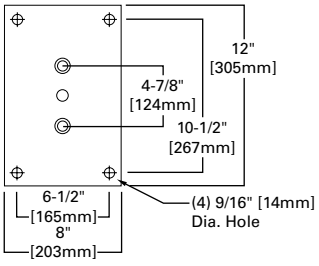


## TRUNNION DRILLING

**Trunnion Mount**

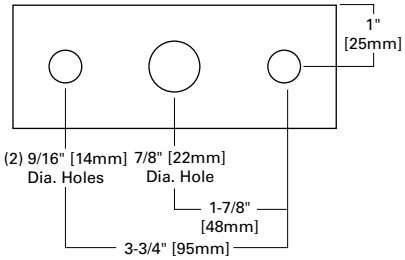


## CERTIFICATIONS

IP55 Rated
UL Listed for Wet Locations
CSA Certified for Wet Locations
EISA Compliant G

## EPA

**Effective Projected Area:**
Without Arm 1.19
With Arm 1.63

## SHIPPING DATA

**Approximate Net Weight:**
39 lbs. (18 kgs.)

COOPER Lighting Solutions

TYPE 2



## MOUNTING CONFIGURATIONS

**Wall Mount**

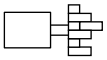

**Arm Mount Single**
**EPA:** 1.63



**Arm Mount 2 @ 180°**
**EPA:** 3.24

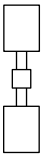

**Arm Mount 2 @ 90°**
**EPA:** 3.24

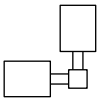

**Arm Mount 3 @ 120°**
(Round Pole Only)
**EPA:** 4.43

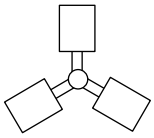

**Arm Mount 3 @ 90°**
**EPA:** 4.43

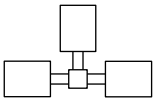

**Arm Mount 4 @ 90°**
**EPA:** 5.03

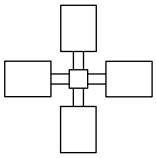

## ORDERING INFORMATON

**Sample Number**: TRU40PWWSLAP

| **Product Family** [1,2] | **Lamp Wattage** | **Lamp Type** [4] | **Ballast Type** [4] | **Voltage** [4] | **Distribution** | **Color** |
|---|---|---|---|---|---|---|
| **TRU**=Tribute (Arm Included) | **Pulse Start Metal Halide** [3]<br>**25**=250W<br>**32**=320W<br>**35**=350W<br>**40**=400W [4]<br><br>**High Pressure Sodium**<br>**10**=100W<br>**15**=150W<br>**20**=200W<br>**25**=250W<br>**40**=400W<br>**24**=250/400W, wired 250W<br>**42**=400/250W, wired 400W | **P**=Pulse Start Metal Halide<br>**S**=High Pressure Sodium | **H**=Reac. /HPF<br>**K**=10KV CWA<br>**N**=Hi.Reac. /NPF<br>**P**=Hi.Reac. /HPF<br>**R**=Reac. /NPF<br>**W**=CWA [5] | **2**=120V<br>**0**=208V<br>**4**=240V<br>**7**=277V<br>**8**=480V<br>**9**=347V<br>**W**=Multi-Tap, wired 120V<br>**N**=Multi-Tap, wired 277V | **2F**=Type II Formed<br>**2S**=Type II Segmented<br>**3F**=Type III Formed<br>**3S**=Type III Segmented<br>**4F**=Type IV Formed<br>**4S**=Type IV Segmented<br>**5F**=Type V Formed<br>**5S**=Type V Segmented<br>**SL**=Spill Light Eliminator | **AP**=Grey<br>**BZ**=Bronze<br>**BK**=Black<br>**DP**=Dark Platinum<br>**GM**=Graphite Metallic<br>W**H**=White |

| **Options** (Add as Suffix) | **Accessories** (Order Seperately) [9] | |
|---|---|---|
| **1**=Single Fuse (120, 277 or 347V) [6] | **MA1201-XX**=Direct Wall Mount Kit [2] | **MA1017-XX**=Single Tenon Adapter for 2-3/8" O.D. Tenon |
| **2**=Double Fuse (208, 240 or 480V) [6] | **MA1218-XX**=Direct Mount for Pole [2] | **MA1018-XX**=2 @ 180° Tenon Adapter for 2-3/8" O.D. Tenon |
| **4**=NEMA Twistlock Photocontrol Receptacle | **MA1219-XX**=Wall Mounting Plate | **MA1019-XX**=3 @ 120° Tenon Adapter for 2-3/8" O.D. Tenon |
| **P**=Button Photocontrol | **TR/VS**=Field Installed Vandal Shield [10] | **MA1045-XX**=4 @ 90° Tenon Adapter for 2-3/8" O.D. Tenon |
| **H**=Plug-In Starter Receptacle | **MA1221-XX**=External House Side Shield Kit [EPA 0.38] | **MA1048-XX**=2 @ 90° Tenon Adapter for 2-3/8" O.D. Tenon |
| **T**=Terminal Block | **MA1222-XX**=Internal House Side Shield Kit for 2S/3S | **MA1049-XX**=3 @ 90° Tenon Adapter for 2-3/8" O.D. Tenon |
| **U**=U.L. Listed | **MA1223-XX**=Internal House Side Shield Kit for 4S | **OA/RA1016**=NEMA Type Photoelectric Control 105-285V |
| **Q**=Quartz Restrike (Hot Restrike Only) [7] | **MA1224-XX**=Internal House Side Shield Kit for 2F/3F | **OA/RA1027**=NEMA Type Photoelectric Control - 480V |
| **EM**=Quartz Restrike with Delay (Also Strikes at Cold Start) [7] | **MA1225-XX**=Internal House Side Shield Kit for 4F | **OA/RA1201**=NEMA Type Photoelectric Control - 347V |
| **TM**=Trunnion Mount | **MA1010-XX**=Single Tenon Adapter for 3-1/2" O.D. Tenon | **OA/RA1201**=Shorting Cap |
| **PT**=Electrical Power Tray | **MA1011-XX**=2 @ 180° Tenon Adapter for 3-1/2" O.D. Tenon | |
| **S**=1-1/4" - 2-3/8" Internal Mast Arm Mount | **MA1012-XX**=3 @ 120° Tenon Adapter for 3-1/2" O.D. Tenon | |
| **LA**=Less Arm (Order Mounting Seperately) | **MA1013-XX**=4 @ 90° Tenon Adapter for 3-1/2" O.D. Tenon | |
| **K**=Level Indicator | **MA1014-XX**=2 @ 90° Tenon Adapter for 3-1/2 " O.D. Tenon | |
| **B**=House Side Shield [8] | **MA1015-XX**=2 @ 120° Tenon Adapter for 3-1/2" O.D. | |
| | **MA1016-XX**=3 @ 90° Tenon Adapter for 3-1/2" O.D. Tenon | |

**NOTES:**
**1.** Customer is responsible for engineering analysis to confirm pole and fixture compatibility for all applications. Refer to our white paper WP513001EN for additional support information.
**2.** 8 Inch Arm and pole adapter included with fixture. Specify Less Arm "LA" option when mounting accessory is ordered separately.
**3.** Requires reduced envelope lamp.
**4.** Consult an Eaton representative for lamp/ballast type/voltage compatibility.
**5.** Pulse start metal halide EISA compliant constant wattage autotransformer (CWA) ballasts are available in 250, 320 and 400 watts.
**6.** Must specify voltage.
**7.** Quartz options not available with SL optics.
**8.** House side shield not available on 5S, 5F, or SL optics.
**9.** Replace XX with color specification.
**10.** Not available with SL Optic or House Side Shield.

$99.99

WALL SCONCE

Find anything home...

Lighting / Outdoor lighting / Outdoor Wall Lighting / SKU: W011416698

**Rafal 1-Light Dusk To Dawn Sensor and Motion Sensor Outdoor Wall Lights**

By Beachcrest Home™

4.7 66 Reviews

$99.99
Sale

or **$25 in 4 interest-free payments** with Klarna or Afterpay
Learn More

Pro Price: $ Businesses Only
Enroll your business for FREE to save on select items.

FREE 3-Day Delivery
**Get it by Sat, Dec 6** to 53706

1

Add to Cart

Earn **$5.00** in rewards, with 5% back[1], plus more exclusive perks
Learn more

Get $50 off your first qualifying order of $100+** with the Wayfair Credit Card!
Valid through 1/15/2026.
Apply Now

## Services

Professional Installation - $167.99 Details

## At a Glance

- Dusk to Dawn
- Assembly Required
- Damp Location (Covered Outdoor Areas)
- Dimmable
- Motion Sensor
- Long-Lasting Protective Finish

See Less

## Description

### About This Product

Illuminate the backyard or patio with this classic outdoor barn light. It's crafted from sleek, black metal with a matching metal shade, and it hangs from a curved arm and tapered mount. This light gleams with a distinct downward beam, emanating brightness from a single 60W bulb (not included). More than just a charming fixture, it comes with a built-in motion sensor and a dusk-to-dawn feature. With this light, you'll get that easy nighttime visibility for evening gatherings or quiet moments under the stars. Plus, with its weatherproof finish, you don't have to worry about the elements dimming the brightness.

### Features

- Our outdoor wall lantern doesn't include the bulb. The outdoor wall lights are compatible with any kind of standard E26 dimmable led/incandescent light bulbs (up to 60W). lighting, etc.
- All kits are included & easy installation. You will find all kits needed f quick installation are included in the package when you receive the

WALL SCONCE

- Weather resistance: Made of premium metal, the outside light for the house has great durability. The structure of the gooseneck provides wonderful protection, along with its covered top cap to protect the bulb better. Its matte black finish plays a very good role in protecting the metal from water and corrosion. The exterior light fixture is suitable for any weather condition and can be used for many years without breaking down.
- Dimension: The size of this lamp is 12.02*13.77*11.41inch. The size of the lamp body is one of the important factors to consider when purchasing a lamp. Please check the size carefully before purchasing.

Show Less

## Specifications

### Product Dimensions




### Other Dimensions

| | |
|---|---|
| Back Plate | 4.92'' H X 4.92'' W |
| Body | 11.41'' H X 12.02'' W X 13.77'' D |
| Overall Dimensions | 11.41'' H X 13.77'' W X 13.77'' D |
| Overall Product Weight | 3.2 lb. |

### Documents

Installation And Assembly (pdf)

### Details

| | |
|---|---|
| Product Type | Outdoor Barn Light |
| Power Source | Hardwired |
| Dry, Damp or Wet Location Rated | Damp |
| What is Dry, Damp or Wet Location Rated? | This indicates whether the fixture safe to use in dry locations, damp |

$99.99 Add to Cart

# WALL SCONCE




+5 more

| | |
|---|---|
| Weatherproof | Yes |
| Powder Coated Finish | Yes |
| Voltage | 120 Volt |
| Light Fixture Shape | Bell |
| Integrated LED | No |
| Bulb Not Included But Required | Yes |
| Bulb Base | E26/Medium (Standard) |
| Number of Bulbs | 1 |
| Fixture Material | Metal |
| Metal Type | Iron |
| Dimmable | Yes |
| Motion Sensor | Yes |
| Dusk to Dawn | Yes |
| Light Direction | Ambient |
| Maximum Wattage (Per Bulb) | 60 Watt |
| Shade Included | Yes |
| Shade Material | Metal |
| Shade Color | Black |
| Backplate Included | Yes |
| Made to Order | Yes |
| Imported | Yes |
| Durability | Waterproof, Weatherproof |
| Product Care | Dryer safe |
| Finish | Matte Black |
| Energy Efficiency Level | Standard Efficiency |
| Mounting Hardware Included | Yes |
| **Certifications** | |
| Safety Listing(s) | ETL Listed |
| **Assembly** | |
| Assembly Required | Yes |
| Mounting / Installation Required | Yes |
| **Warranty** | |
| Commercial Warranty | Yes |
| Commercial Warranty Length | 1 Year |
| Product Warranty | Yes |
| Warranty Length | 1 Year |